

Siding

Starter Pack

User Guide

UPDATED ON 5/30/2018

PlanSwift

Authored by: Dave Hansen



Table of Contents

Overview	3
Purchasing and Installation.....	4
Purchasing Plugins	4
Installation and Uninstallation	4
Features	4
How To	5
How to: Copy and Paste an Assembly.....	5
How to: Copy and Paste Parts.....	9
How to: Drag and Drop Parts	14
FAQ.....	16
Compendium.....	17
Siding Assemblies.....	17
Siding Assemblies -- Vinyl, Steel, Aluminum.....	17
Siding Assemblies -- Fiber Cement, Engineered Wood.....	20
Siding Assemblies -- Stucco, EIFS	23
Siding Assemblies -- Rainware	25
Siding Parts.....	26
Siding Parts -- Vinyl Siding and Alternatives	26
Siding Parts -- Fiber Cement and Engineered Wood Siding.....	27
Siding Parts -- Stucco, EIFS	28

Overview

This guide will assist you in properly using the tools and features found within the Siding Starter Pack. It is designed for use with PlanSwift® Takeoff and Estimating Software. This guide is not meant to be a step-by-step “walk through” document, although it can be used as a reference for getting the work done. If you encounter technical difficulty, consult this guide (including the [FAQ](#) section of this user manual) or contact the Technical Support Department at:

PlanSwift® Technical Support
support@PlanSwift.com
1-888-752-6794 Ext. 2

PlanSwift also offers additional training. For training options, contact the Training Department at:

PlanSwift® Training Department
training@PlanSwift.com
1-888-752-6794 Ext. 6

Purchasing and Installation

Purchasing Plugins

If you need to purchase PlanSwift or a plugin product, contact the Sales Department at:

PlanSwift® Sales
sales@PlanSwift.com
1-888-752-6794 Ext. 1

Installation and Uninstallation

Installing and uninstalling starter packs is simple. For installing them, click on the Import Plugin Package icon (arrow 1 in Figure 1) from the PlanSwift Main Ribbon-bar **Plugin** tab (arrow 3 of Figure 1) and follow the prompts from there. For uninstalling, click on the Uninstall Plugin (arrow 2 in Figure 1) and follow those prompts.

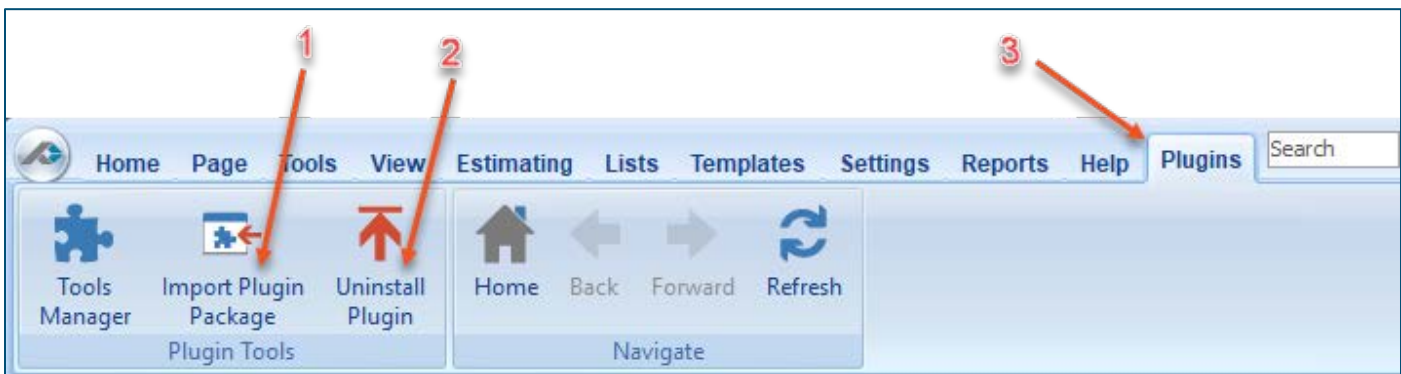


Figure 1

Features

The Siding Starter Pack includes [Siding Assemblies](#) and [Siding Parts](#) found in the Templates tab of PlanSwift. These are listed in the [Compendium](#) at the end of this guide. With these Siding assemblies and parts, PlanSwift users can easily customize assemblies and parts for later use. Starter Packs contain a large library of prebuilt templates, parts and assemblies. Modifying the library of parts and assemblies for any Starter Pack allows users the ability to customize their Templates to their specific needs. Users will save countless hours of setup by utilizing a Starter

Pack as their starting point for building custom parts and assemblies. The instructions below will guide new users through the basics of modifying parts and assemblies. We highly recommend purchasing a training package for accelerated learning and faster customization.

How To

How to: Copy and Paste an Assembly

The purpose of copying and pasting an assembly is to allow the user to copy and then modify the assembly for later use. As an example, you may want two different assemblies: one might include a part, and another might have an alternative part or not include that part at all. By copying one assembly and then modifying and renaming the copy (for easy identification), you can have two different assemblies available, allowing for easier and faster takeoffs. Figure 2 shows the **Templates Tab** (arrow 1) and the **Area Takeoff Item Example 1** assembly (arrow 2). If you want to add another assembly but with no **Material 3**, then you would click on the assembly you want to copy (arrow 2), click on **Copy** (arrow 3), and then click on **Paste** (arrow 4).

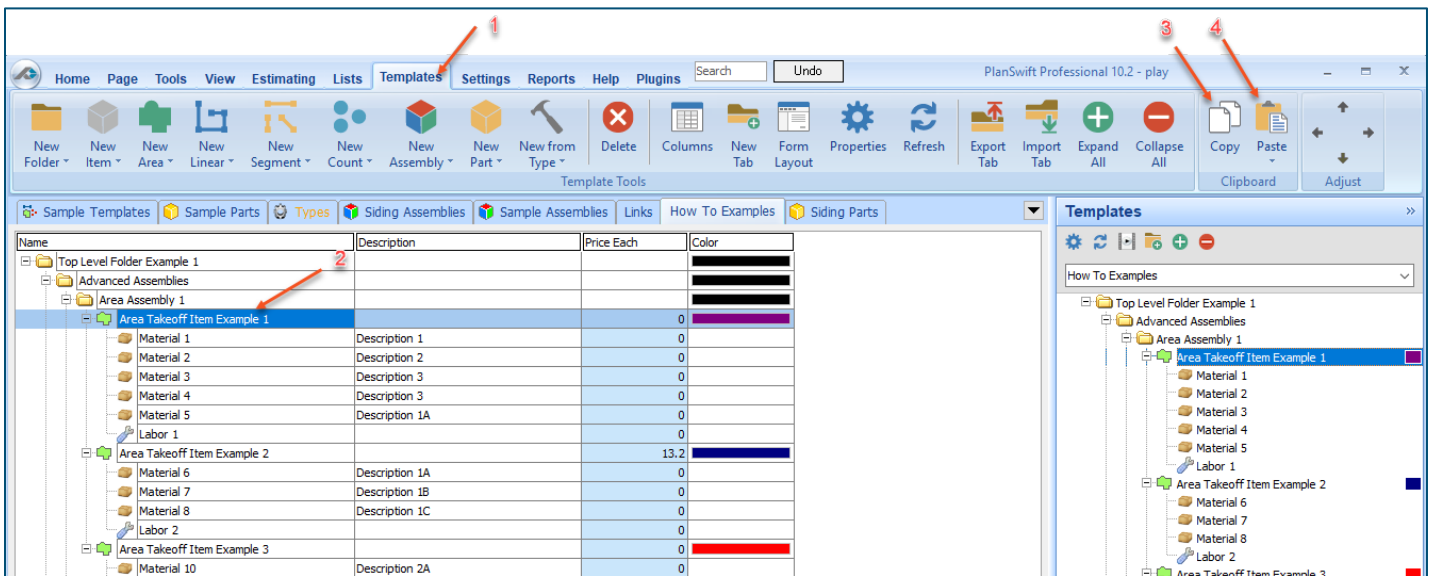


Figure 2

Figure 3 shows the original (arrows 1) and new **Area Takeoff Item Example 1** assembly (arrow 2). To delete the **Material 3** (arrow 3) from the newly created **Area Takeoff Item Example 1** assembly (arrow 2), click on **Material 3** (arrow 3), click on **Delete** (arrow 4), and click on **OK** in the popup window to confirm the deletion.

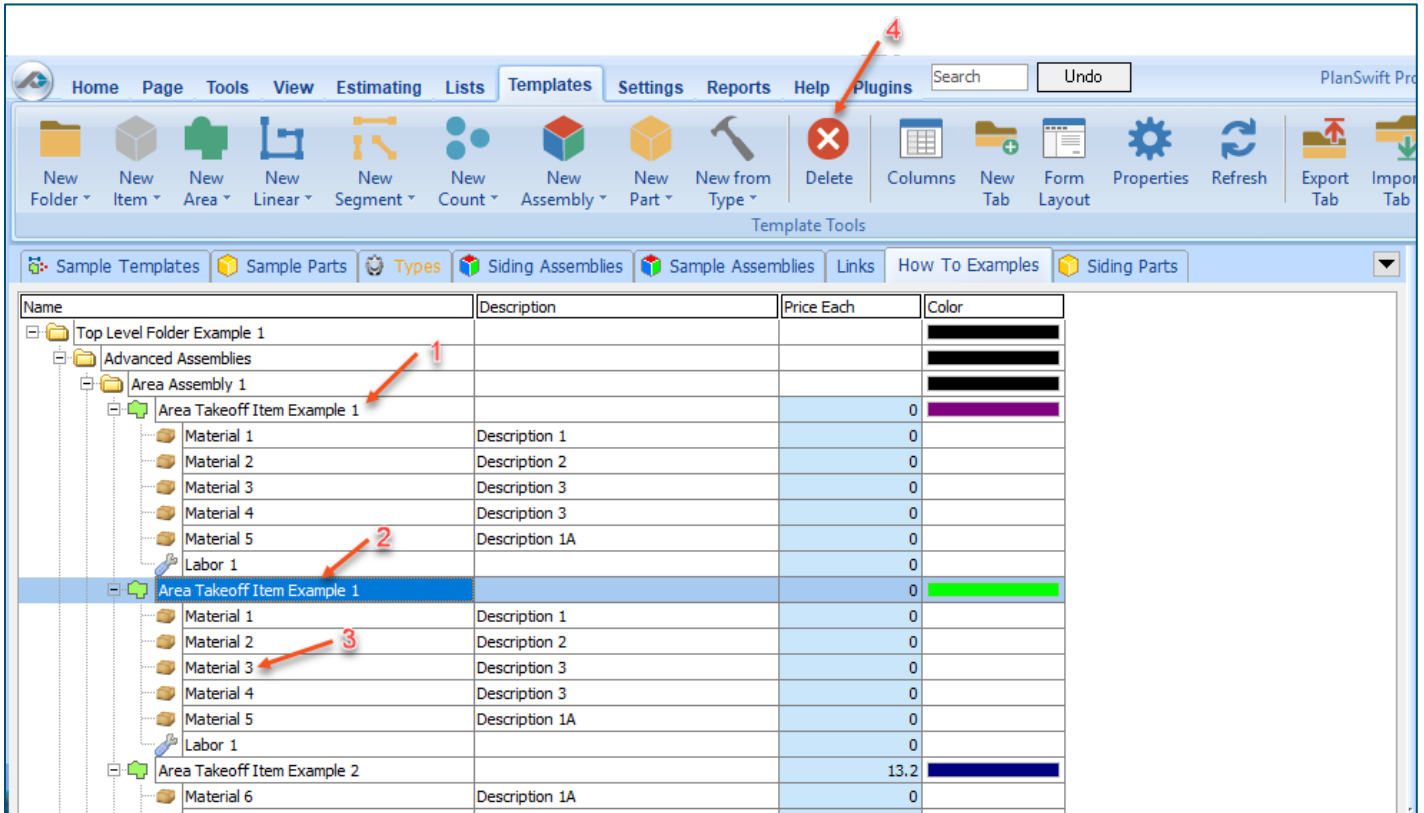


Figure 3

Figure 4 now shows the two assemblies, one with (arrow 1) and one without (arrow 2) the **Material 3** item. You can now change the description of the duplicated **Area Takeoff Item Example 1** (arrow 3) without the **Material 3** item by double-clicking the duplicate **Area Takeoff Item Example 1** (arrow 3).

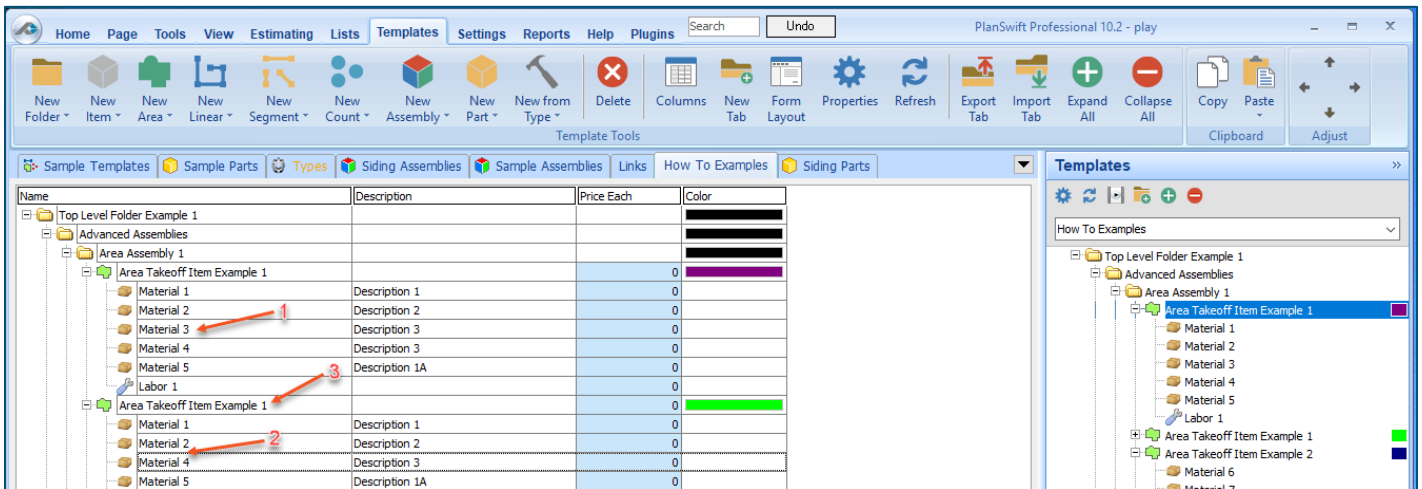


Figure 4

This opens the **Properties – [Area Takeoff Item Example 1]** window (Figure 5) where you can change the assembly’s name to something like **Area Takeoff Item Example 1—No Material 3** to make it easier to identify.

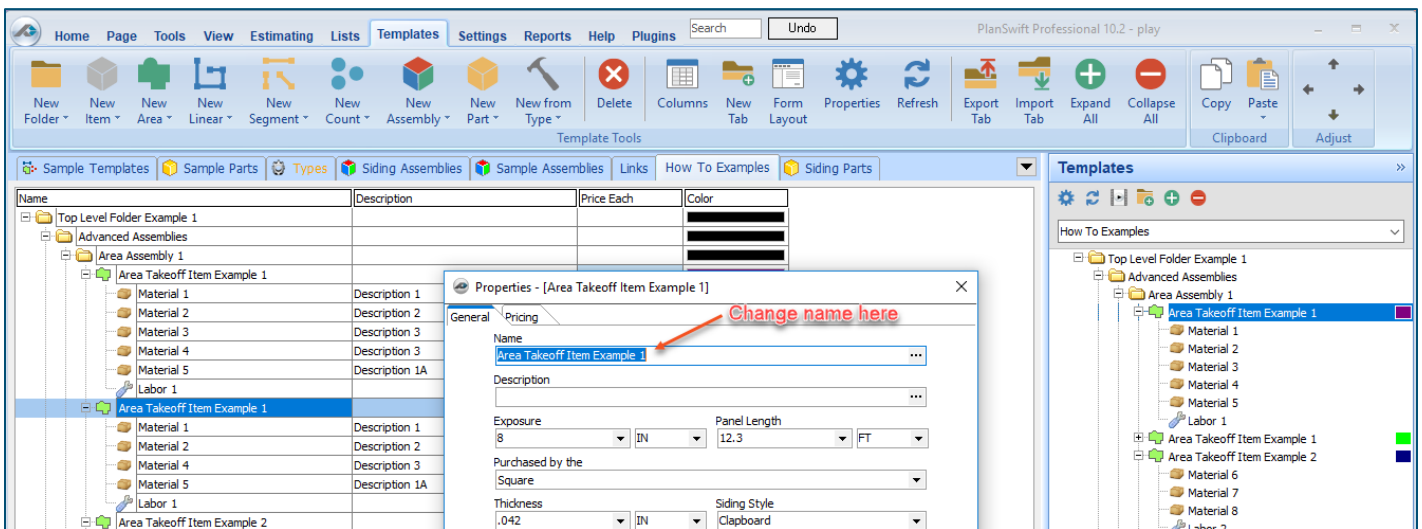


Figure 5

Click on **Ok** in the **Properties** window after you have entered the name. Figure 6 shows the new name.

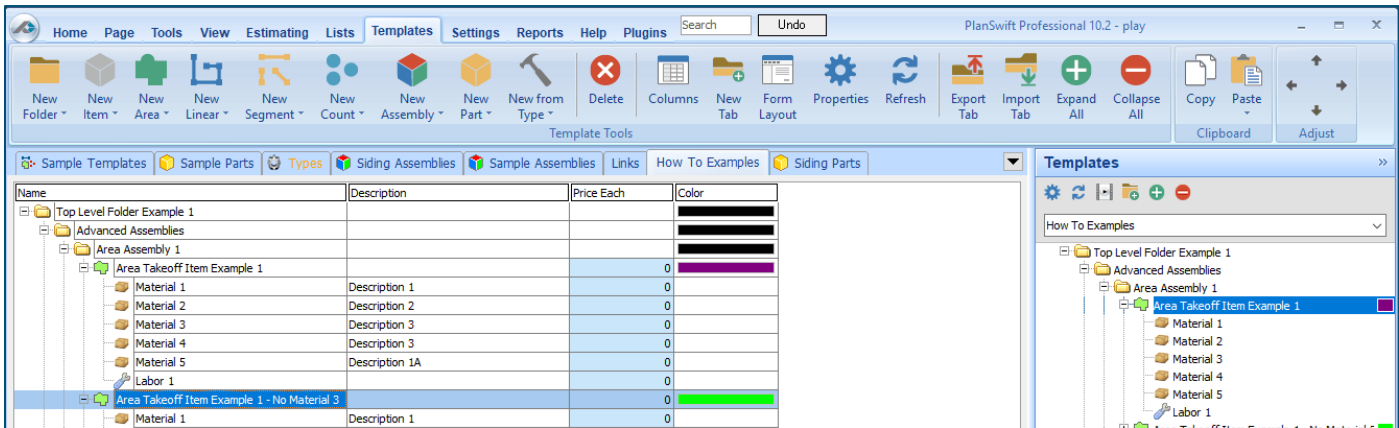


Figure 6

To perform a takeoff with the **Area Takeoff Item Example 1—No Material 3** assembly, go to the takeoff page, click on the green **Record Button** (see the arrow in Figure 7) in the **Templates** sidebar window, and then proceed to do your takeoff.

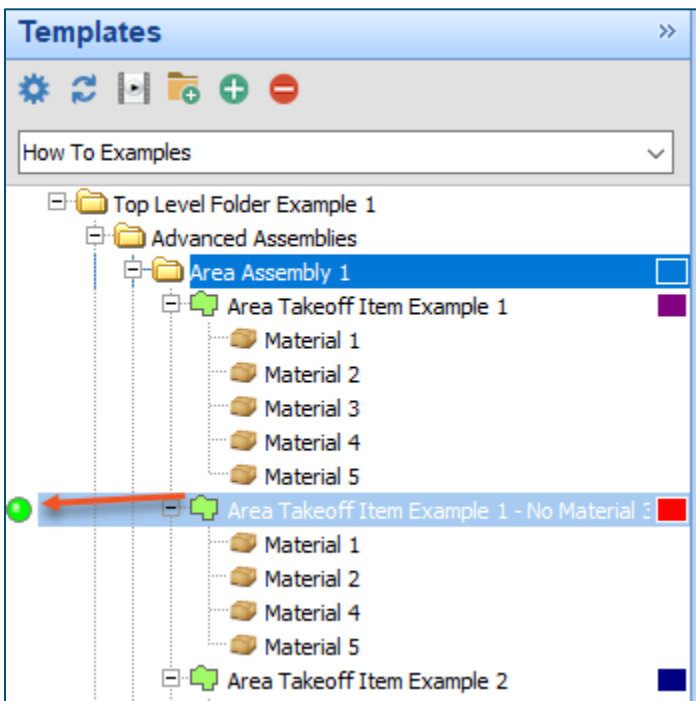


Figure 7

Disclaimer

Any modifications that a user makes to a Starter Pack should always be tested and verified by that user to ensure quantities and calculations are accurate. PlanSwift cannot verify the accuracy of modifications made to templates, parts and assemblies by the user.

How to: Copy and Paste Parts

Copying and pasting parts is handled similarly to copying and pasting an assembly. If, for instance, you want to move **Material 6** in **Area Takeoff Item Example 2** to **Area Takeoff Item Example 1**, click on **Material 6** (arrow 1), then click on copy (arrow 2) as shown in Figure 8.

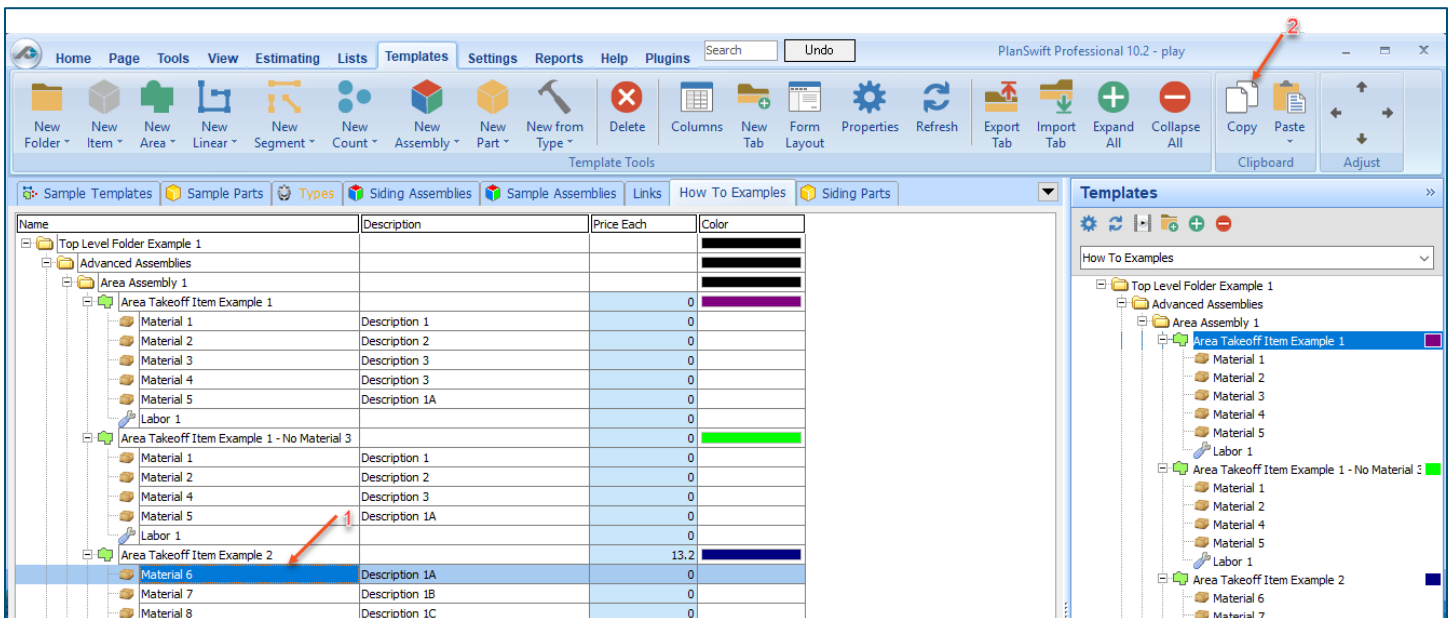


Figure 8

There are now two ways to paste the part. The first is to paste it at the same hierarchical level of a selected item, and the second is to paste it as a sub-item of a selected item. Figure 9 shows the **Paste** button. Clicking on the top portion of the button pastes the part at the same hierarchical level of a selected item. Clicking on the bottom (down-arrow) part of the button, then selecting **As Sub-Item** pastes the part as a sub-item of the selected item.




Figure 9

Click on **Area Takeoff Item Example 1**, then click on the top part of **Paste**. As shown in Figure 10, **Material 6** gets pasted at the same hierarchical level as **Area Takeoff Item Example 1**.

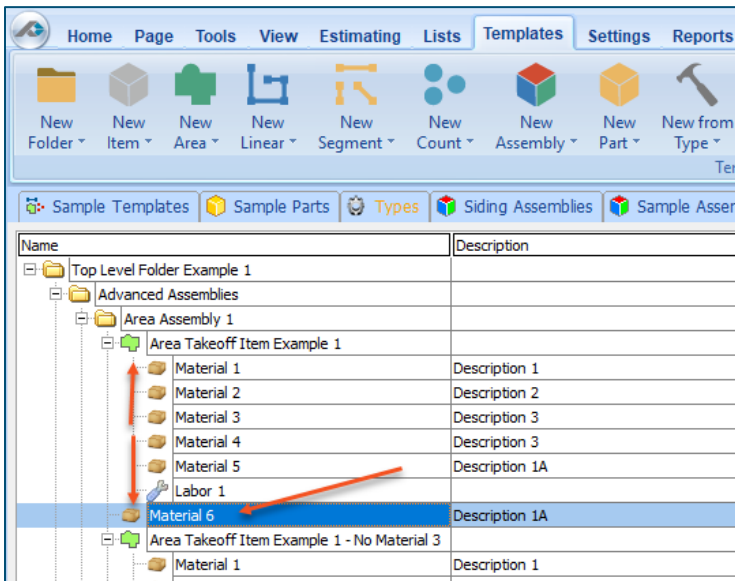


Figure 10

If you had selected the lower part of the **Paste** button, then **Material 6** would be a sub-item of **Area Takeoff Item Example 1**. Figure 11 shows **Material 6** as a sub-item.

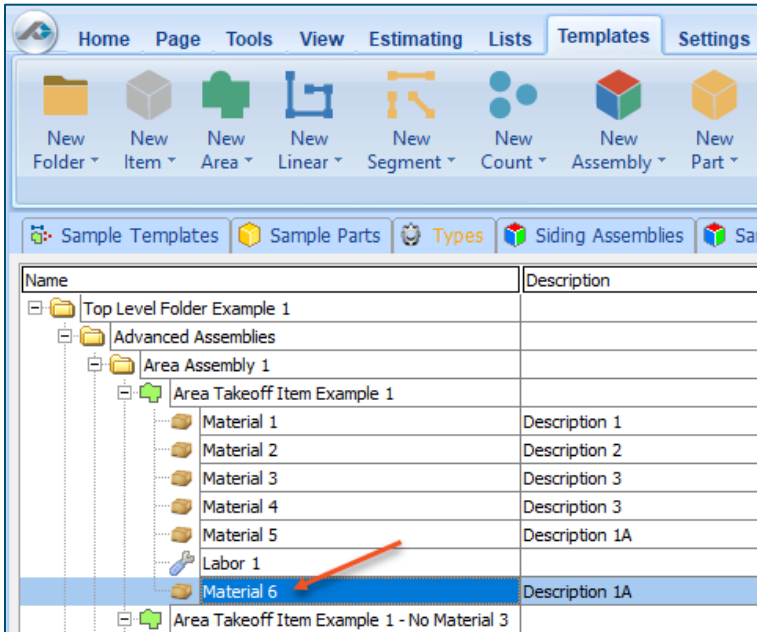


Figure 11

Another way to adjust the hierarchy of an item, such as **Material 6**, is to use the Main Ribbon bar arrow **Adjust** keys (Figure 12).

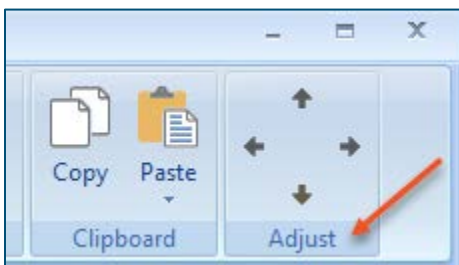


Figure 12

The left and right **Adjust** arrows move the item left and right (up or down) in the hierarchy, and the up and down **Adjust** arrows keys moves the item higher and lower in the list of items.

A shortcut to the **Copy** and **Paste** and **Paste as Sub-Item** selections is available with a right-click menu. Figure 13 shows the **Copy**, **Paste**, and **Paste As Sub-Item** options on the right-click menu when **Material 6** is right-clicked on.

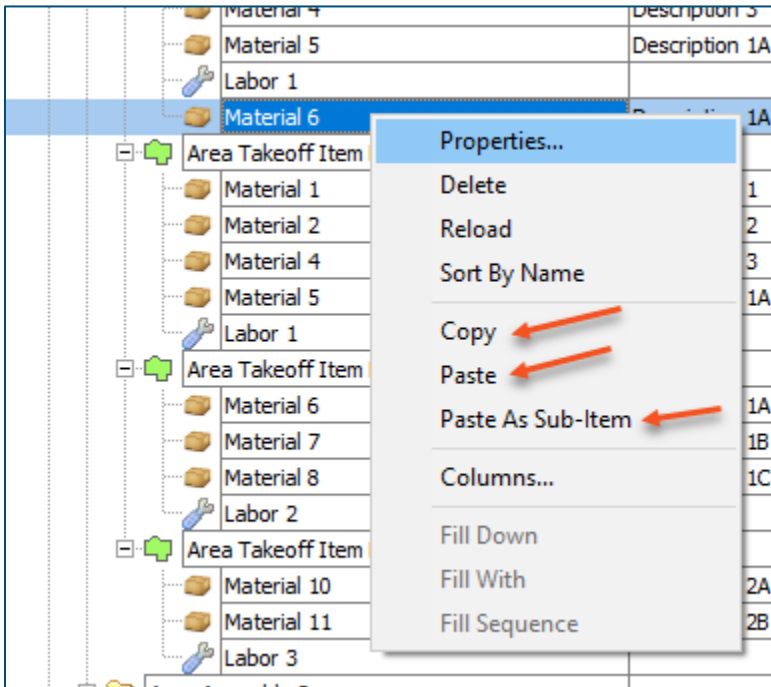


Figure 13

Double-clicking on **Material 6** allows you to change the name of the item and alter other properties of the item (Figure 14). To change the name of **Material 6**, double-click on the **Material 6** name, type the new name, and click on **Ok**.

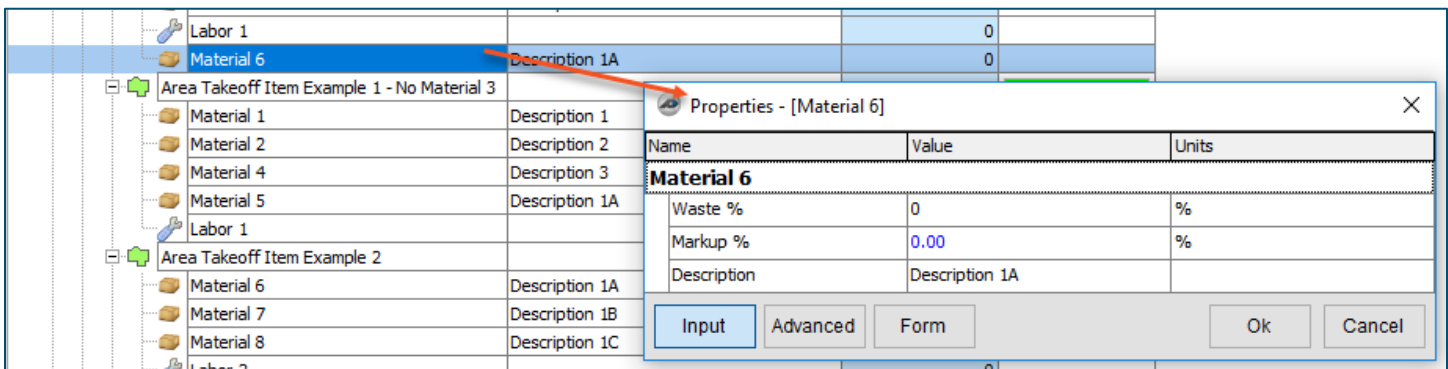


Figure 14

Figure 15 shows **Material 6** renamed to **Material 6A**.

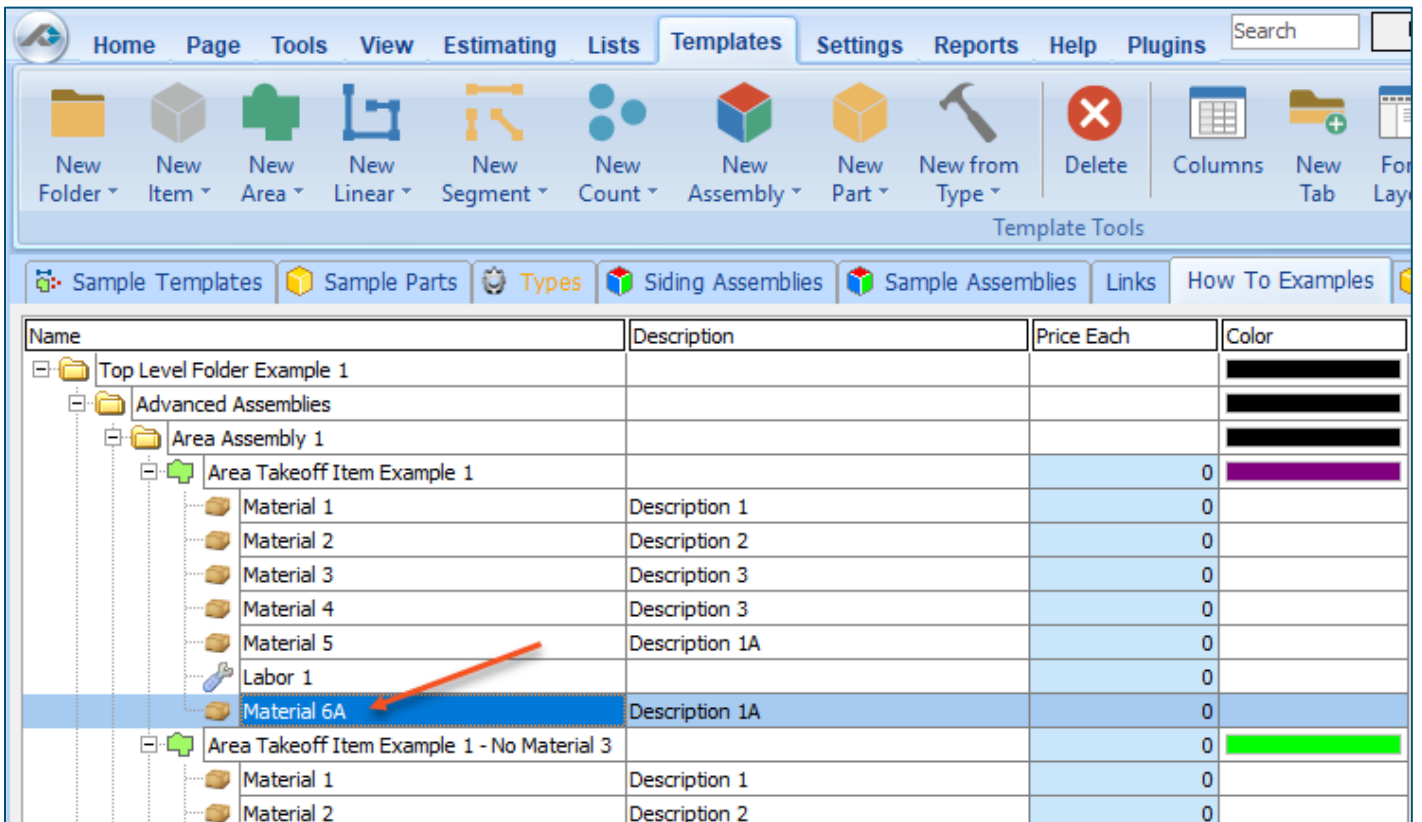


Figure 15

Disclaimer

Any modifications that a user makes to a Starter Pack should always be tested and verified by that user to ensure quantities and calculations are accurate. PlanSwift cannot verify the accuracy of modifications made to templates, parts and assemblies by the user.

How to: Drag and Drop Parts

Parts may be dragged and dropped from one assembly to another assembly. If, for instance, you want to drag the **Material 8** item from **Area Takeoff Item Example 2** up to **Area Takeoff Item Example 1**, click on **Material 8** and drag it up to just below **Material 6A** (see Figure 16) and release the mouse button.

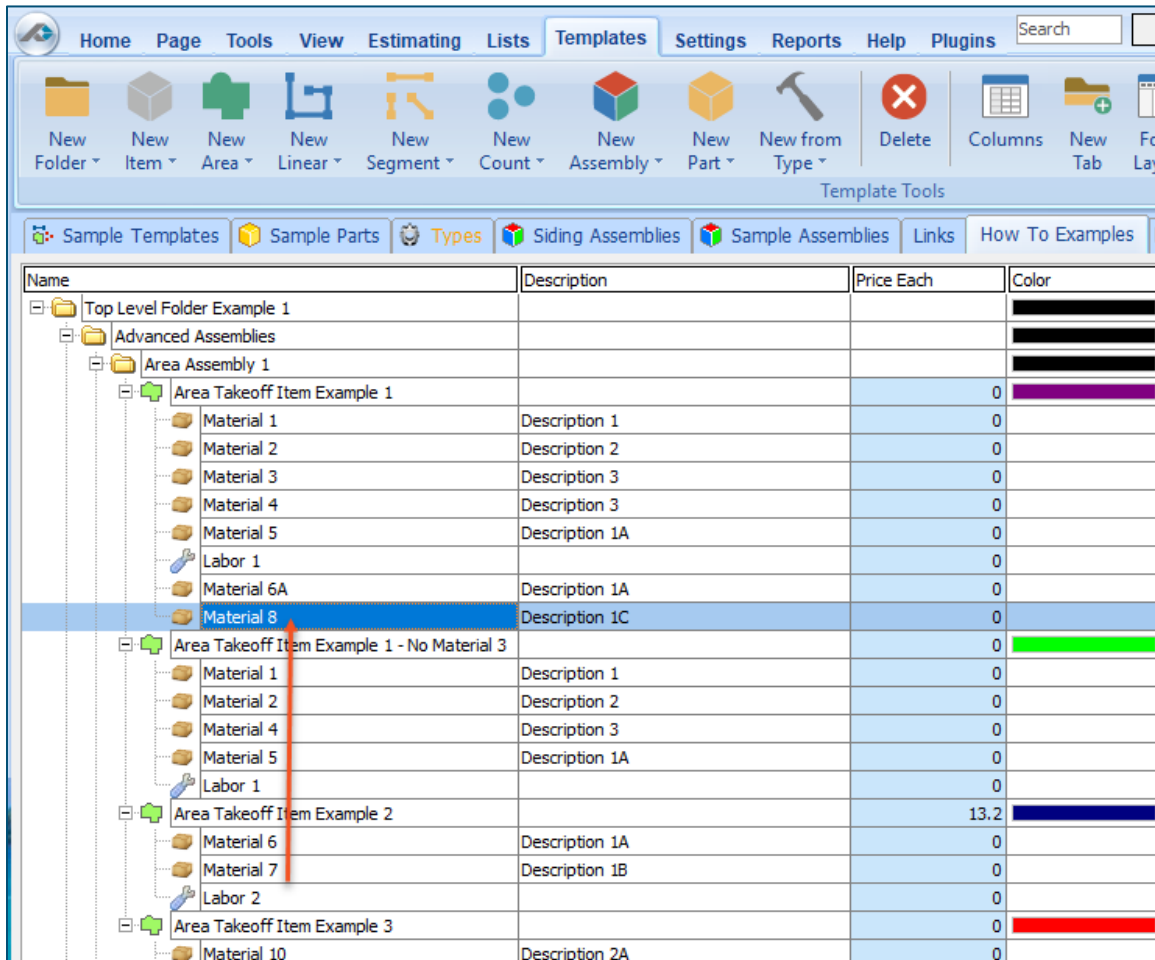


Figure 16

Notice that dragging the part this way *moves* the part from the **Example 2** assembly to the **Example 1** assembly, *not* leaving behind a copy.

The **Templates** sidebar window is a summarized view of everything in the Templates Tab. It is designed for easily dragging and dropping parts and for quickly launching takeoff templates and assemblies.

Parts may be dragged over from the **Templates** sidebar window into the **Templates Tab** window; note that dragging any part from the **Templates** sidebar window makes a copy of it. If, for instance, you want a **Material 7** item added to **Area Takeoff Item Example 1** as a sub-item, simply drag the **Material 7** from the right **Templates** sidebar window over on top of **Area Takeoff Item Example 1** label and release the mouse button. (Figure 17).

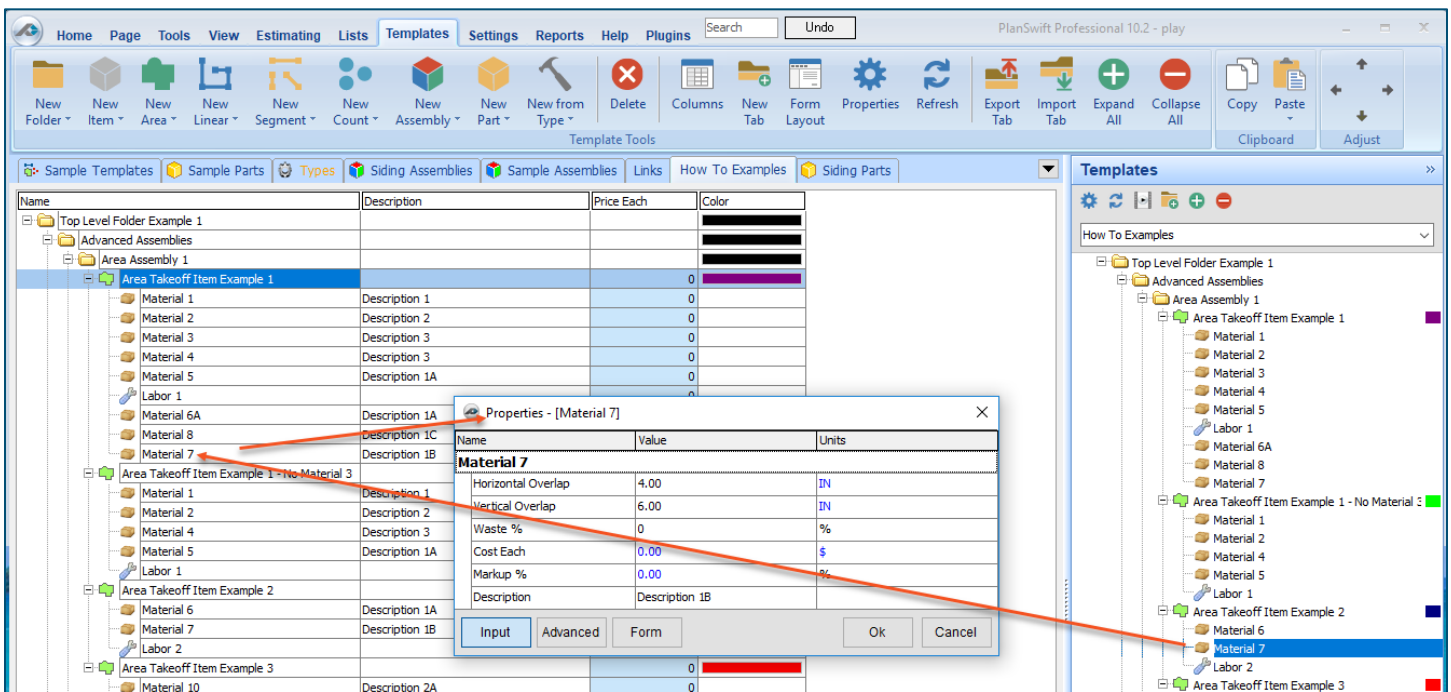


Figure 17

Figure 17 shows the **Material 7** item in place after it was dropped on top of **Area Takeoff Item Example 1**. In addition, the **Properties – [Material 7]** window automatically opens, allowing the user to change any properties for **Material 7**. Click on **Ok** to close the **Properties – [Material 7]** window.

Disclaimer

Any modifications that a user makes to a Starter Pack should always be tested and verified by that user to ensure quantities and calculations are accurate. PlanSwift cannot verify the accuracy of modifications made to templates, parts and assemblies by the user.

FAQ

Question: I've read this user guide, and I still have questions. What do I do?

Answer: PlanSwift recommends that you purchase a training package. We highly recommend new users purchase a training package, because training is customized to each user. We offer [one-on-one training](#) and [classroom training](#). Contact training@PlanSwift.com or at 1-888-752-6794 Ext. 6.

Question: Does the Starter Pack include everything a contractor will need to generate an estimate?

Answer: No. A Starter Pack is a tool to get you started toward creating a complete estimate. For example, the Starter Pack does not include industry pricing for materials and labor. However, you can supply prices for materials and labor on the assemblies and labor included in the Starter Pack.

Question: Do I have to input all the pricing for all my parts?

Answer: Inputting pricing is optional. You can use the Starter Pack to generate quantities that you can then send to your supplier, who can then provide you current pricing. Inputting pricing on your own is optional. If your industry's pricing is not subject to frequent changes, you may want to consider inputting your pricing in PlanSwift.

Compendium

Siding Assemblies

Siding Assemblies -- Vinyl, Steel, Aluminum

Name	Description	Division	Type	Color
Vinyl, Steel, Aluminum			Folder	Black
Advanced Assemblies			Folder	Black
Main Siding			Folder	Black
Vinyl Siding		07 00 00 Thermal and Moisture Protection	Area	Green
.042" Vinyl Siding, 8" Exp x 12.3' L	Smooth Clapboard, Monterey Taupe	07 00 00 Thermal and Moisture Protection	Material	
Weather Barrier	9' x 150' Roll	07 00 00 Thermal and Moisture Protection	Material	
Fasteners	2400 Sq Ft/Box	07 00 00 Thermal and Moisture Protection	Material	
Siding Labor		07 00 00 Thermal and Moisture Protection	Labor	
Vinyl Siding		07 00 00 Thermal and Moisture Protection	Area	Red
.042" Vinyl Siding, 8" Exp x 12.3' L	Smooth Clapboard, Monterey Taupe	07 00 00 Thermal and Moisture Protection	Material	
Weather Barrier	9' x 150' Roll	07 00 00 Thermal and Moisture Protection	Material	
Fasteners	2400 Sq Ft/Box	07 00 00 Thermal and Moisture Protection	Material	
Siding Labor		07 00 00 Thermal and Moisture Protection	Labor	
Scaffolding		04 00 00 Masonry	Equipment	
Vinyl Siding - No vapor barrier		07 00 00 Thermal and Moisture Protection	Area	Teal
.042" Vinyl Siding, 8" Exp x 12.3' L	Smooth Clapboard, Monterey Taupe	07 00 00 Thermal and Moisture Protection	Material	
Fasteners	2400 Sq Ft/Box	07 00 00 Thermal and Moisture Protection	Material	
Siding Labor		07 00 00 Thermal and Moisture Protection	Labor	
Steel Siding		07 00 00 Thermal and Moisture Protection	Area	Purple
.019" Steel Siding, 8" Exp x 12.3' L	Smooth Clapboard, Monterey Taupe	07 00 00 Thermal and Moisture Protection	Material	
Weather Barrier	9' x 150' Roll	07 00 00 Thermal and Moisture Protection	Material	
Fasteners	2400 Sq Ft/Box	07 00 00 Thermal and Moisture Protection	Material	
Siding Labor		07 00 00 Thermal and Moisture Protection	Labor	
Vinyl Siding		07 00 00 Thermal and Moisture Protection	Linear	Blue
.042" Vinyl Siding, 8" Exp x 12.3' L	Smooth Clapboard, Monterey Taupe	07 00 00 Thermal and Moisture Protection	Material	
Weather Barrier	9' x 150' Roll	07 00 00 Thermal and Moisture Protection	Material	
Fasteners	2400 Sq Ft/Box	07 00 00 Thermal and Moisture Protection	Material	
Siding Labor		07 00 00 Thermal and Moisture Protection	Labor	
Aluminum Siding		07 00 00 Thermal and Moisture Protection	Linear	Olive
.042" Aluminum Siding, 8" Exp x 12.3' L	Smooth Clapboard, Monterey Taupe	07 00 00 Thermal and Moisture Protection	Material	
Weather Barrier	9' x 150' Roll	07 00 00 Thermal and Moisture Protection	Material	
Fasteners	2400 Sq Ft/Box	07 00 00 Thermal and Moisture Protection	Material	
Siding Labor		07 00 00 Thermal and Moisture Protection	Labor	
Steel Siding		07 00 00 Thermal and Moisture Protection	Linear	Green
.042" Steel Siding, 8" Exp x 12.3' L	Smooth Clapboard, Primed	07 00 00 Thermal and Moisture Protection	Material	
Weather Barrier	9' x 150' Roll	07 00 00 Thermal and Moisture Protection	Material	
Fasteners	2400 Sq Ft/Box	07 00 00 Thermal and Moisture Protection	Material	
Siding Labor		07 00 00 Thermal and Moisture Protection	Labor	

Siding Assemblies -- Vinyl, Steel, Aluminum--Continued

Name	Description	Division	Type	Color
Trim, Fascia, Soffit...			Folder	
Aluminum Soffit			Area	Yellow
12' W x 12' L Aluminum Soffit	Double 5" Solid, Smooth, Artic White	07 00 00 Thermal and Moisture Protection	Material	
Soffit Labor		07 00 00 Thermal and Moisture Protection	Labor	
Aluminum Fascia			Linear	Green
6" H x 12' L Aluminum Fascia	Smooth, Artic White	07 00 00 Thermal and Moisture Protection	Material	
Fascia Labor		07 00 00 Thermal and Moisture Protection	Labor	
Aluminum Soffit			Linear	Red
12' W x 12' L Aluminum Soffit	Double 5" Solid, Smooth, Artic White	07 00 00 Thermal and Moisture Protection	Material	
Soffit Labor		07 00 00 Thermal and Moisture Protection	Labor	
Aluminum Soffit and Fascia			Linear	Teal
12' W x 12' L Aluminum Soffit	Double 5" Solid, Smooth, Artic White	07 00 00 Thermal and Moisture Protection	Material	
Soffit Labor		07 00 00 Thermal and Moisture Protection	Labor	
6" H x 12' L Aluminum Fascia	Smooth, Artic White	07 00 00 Thermal and Moisture Protection	Material	
Fascia Labor		07 00 00 Thermal and Moisture Protection	Labor	
Vinyl Fascia			Linear	Purple
6" H x 12' L Vinyl Fascia	Smooth, Artic White	07 00 00 Thermal and Moisture Protection	Material	
Fascia Labor		07 00 00 Thermal and Moisture Protection	Labor	
J Channel			Linear	Dark Blue
10' J Channel		07 00 00 Thermal and Moisture Protection	Material	
J Channel Labor		07 00 00 Thermal and Moisture Protection	Labor	
Underseal Trim			Linear	Olive Green
10' Underseal Trim		07 00 00 Thermal and Moisture Protection	Material	
Underseal Trim Labor		07 00 00 Thermal and Moisture Protection	Labor	
Starter Strip			Linear	Light Green
10' Starter Strip		07 00 00 Thermal and Moisture Protection	Material	
Starter Strip Labor		07 00 00 Thermal and Moisture Protection	Labor	
Inside Corner			Linear	Dark Red
10' Inside Corner		07 00 00 Thermal and Moisture Protection	Material	
Inside Corner Labor		07 00 00 Thermal and Moisture Protection	Labor	
Drip Cap			Linear	Cyan
10' Drip Cap		07 00 00 Thermal and Moisture Protection	Material	
Drip Cap Labor		07 00 00 Thermal and Moisture Protection	Labor	
Outside Corner			Linear	Magenta
10' Outside Corner		07 00 00 Thermal and Moisture Protection	Material	
Outside Corner Labor		07 00 00 Thermal and Moisture Protection	Labor	
Shutters			Count	Blue
12" x 31" Shutter	1-1/8" Raised Panel Wood		Material	
Shutter Labor			Labor	
Vents			Count	Yellow
12" x 24" Rectangle Vent	1-1/8" Fixed Louver Wood		Material	
Vent Labor			Labor	

Siding Assemblies -- Vinyl, Steel, Aluminum--Continued

Name	Description	Division	Type	Color
Basic Assemblies			Folder	
Vinyl Siding		07 00 00 Thermal and Moisture Protection	Area	
Material	Vinyl Siding	04 00 00 Masonry	Material	
Labor	Vinyl Siding	04 00 00 Masonry	Labor	
Steel Siding		07 00 00 Thermal and Moisture Protection	Area	
Material	Steel Siding	04 00 00 Masonry	Material	
Labor	Steel Siding	04 00 00 Masonry	Labor	
Aluminum Siding		07 00 00 Thermal and Moisture Protection	Area	
Material	Aluminum Siding	04 00 00 Masonry	Material	
Labor	Aluminum Siding	04 00 00 Masonry	Labor	
Aluminum Soffit		07 00 00 Thermal and Moisture Protection	Area	
Material	Aluminum Soffit	04 00 00 Masonry	Material	
Labor	Aluminum Soffit	04 00 00 Masonry	Labor	
Vinyl Siding		07 00 00 Thermal and Moisture Protection	Linear	
Material	Vinyl Siding	04 00 00 Masonry	Material	
Labor	Vinyl Siding	04 00 00 Masonry	Labor	
Aluminum Siding		07 00 00 Thermal and Moisture Protection	Linear	
Material	Aluminum Siding	04 00 00 Masonry	Material	
Labor	Aluminum Siding	04 00 00 Masonry	Labor	
Steel Siding		07 00 00 Thermal and Moisture Protection	Linear	
Material	Steel Siding	04 00 00 Masonry	Material	
Labor	Steel Siding	04 00 00 Masonry	Labor	
Aluminum Fascia		04 00 00 Masonry	Segment	
Material	Aluminum Fascia	04 00 00 Masonry	Material	
Labor	Aluminum Fascia	04 00 00 Masonry	Labor	
Aluminum Soffit		04 00 00 Masonry	Segment	
Material	Aluminum Soffit	04 00 00 Masonry	Material	
Labor	Aluminum Soffit	04 00 00 Masonry	Labor	
Aluminum Soffit and Fascia		04 00 00 Masonry	Segment	
Material	Aluminum Soffit and Fascia	04 00 00 Masonry	Material	
Labor	Aluminum Soffit and Fascia	04 00 00 Masonry	Labor	
Drip Cap		04 00 00 Masonry	Segment	
Material	Drip Cap	04 00 00 Masonry	Material	
Labor	Drip Cap	04 00 00 Masonry	Labor	
J Channel		04 00 00 Masonry	Segment	
Material	J Channel	04 00 00 Masonry	Material	
Labor	J Channel	04 00 00 Masonry	Labor	
Shutter		07 00 00 Thermal and Moisture Protection	Count	
Material	Shutter	07 00 00 Thermal and Moisture Protection	Material	
Labor	Shutter	07 00 00 Thermal and Moisture Protection	Labor	
Vent		07 00 00 Thermal and Moisture Protection	Count	
Material	Vent	07 00 00 Thermal and Moisture Protection	Material	
Labor	Vent	07 00 00 Thermal and Moisture Protection	Labor	

Siding Assemblies -- Fiber Cement, Engineered Wood

Name	Description	Division	Type	Color
Fiber Cement, Engineered Wood			Folder	Black
Advanced Assemblies			Folder	Black
Main Siding			Folder	Black
Lap Siding		07 00 00 Thermal and Moisture Protection	Area	Red
9.25" L x 12' L Boards	Smooth, Monterey Taupe	07 00 00 Thermal and Moisture Protection	Material	
2" Coil Nails	3,600.00/Box, 2400 Sq Ft/Box	07 00 00 Thermal and Moisture Protection	Material	
Weather Barrier	9' x 150' Roll	07 00 00 Thermal and Moisture Protection	Material	
Lap Siding Labor		07 00 00 Thermal and Moisture Protection	Labor	
Panel Siding		07 00 00 Thermal and Moisture Protection	Area	Teal
4' W x 8' L Panels	Smooth, Monterey Taupe	07 00 00 Thermal and Moisture Protection	Material	
2" Coil Nails	3600/Box, 4114.28571428571 Sq Ft/Box	07 00 00 Thermal and Moisture Protection	Material	
Weather Barrier	9' x 150' Roll	07 00 00 Thermal and Moisture Protection	Material	
Panel Siding Labor		07 00 00 Thermal and Moisture Protection	Labor	
Shingle Siding		07 00 00 Thermal and Moisture Protection	Area	Purple
15.25" H x 48" L Shingle Siding	Smooth, Monterey Taupe	07 00 00 Thermal and Moisture Protection	Material	
2" Coil Nails	3600/Box, 1800 Sq Ft/Box	07 00 00 Thermal and Moisture Protection	Material	
Weather Barrier	9' x 150' Roll	07 00 00 Thermal and Moisture Protection	Material	
Shingle Siding Labor		07 00 00 Thermal and Moisture Protection	Labor	
Board and Batten		07 00 00 Thermal and Moisture Protection	Area	Blue
2.5" W x 12' L Batten Boards	Primed Smooth Finish	07 00 00 Thermal and Moisture Protection	Material	
12" W x 12' L Boards	Primed Smooth Finish	07 00 00 Thermal and Moisture Protection	Material	
1.875" Coil Nails	5000/Box, Sq Ft/Box	07 00 00 Thermal and Moisture Protection	Material	
Weather Barrier	9' x 150' Roll	07 00 00 Thermal and Moisture Protection	Material	
Board and Batten Labor		07 00 00 Thermal and Moisture Protection	Labor	
Lap Siding		07 00 00 Thermal and Moisture Protection	Linear	Olive
9.25" L x 12' L Boards	Smooth, Monterey Taupe	07 00 00 Thermal and Moisture Protection	Material	
2" Coil Nails	3,600.00/Box, 2400 Sq Ft/Box	07 00 00 Thermal and Moisture Protection	Material	
Weather Barrier	9' x 150' Roll	07 00 00 Thermal and Moisture Protection	Material	
Lap Siding Labor		07 00 00 Thermal and Moisture Protection	Labor	
Panel Siding		07 00 00 Thermal and Moisture Protection	Linear	Green
4' W x 8' L Panels	Smooth, Monterey Taupe	07 00 00 Thermal and Moisture Protection	Material	
2" Coil Nails	3600/Box, 9600 Sq Ft/Box	07 00 00 Thermal and Moisture Protection	Material	
Weather Barrier	9' x 150' Roll	07 00 00 Thermal and Moisture Protection	Material	
Panel Siding Labor		07 00 00 Thermal and Moisture Protection	Labor	
Shingle Siding		07 00 00 Thermal and Moisture Protection	Linear	Red
15.25" H x 48" L Shingle Siding	Smooth, Monterey Taupe	07 00 00 Thermal and Moisture Protection	Material	
2" Coil Nails	3600/Box, 1800 Sq Ft/Box	07 00 00 Thermal and Moisture Protection	Material	
Weather Barrier	9' x 150' Roll	07 00 00 Thermal and Moisture Protection	Material	
Shingle Siding Labor		07 00 00 Thermal and Moisture Protection	Labor	
Board and Batten		07 00 00 Thermal and Moisture Protection	Linear	Cyan
2.5" W x 12' L Batten Boards	Primed Smooth Finish	07 00 00 Thermal and Moisture Protection	Material	
12" W x 12' L Boards	Primed Smooth Finish	07 00 00 Thermal and Moisture Protection	Material	
1.875" Coil Nails	5000/Box, Sq Ft/Box	07 00 00 Thermal and Moisture Protection	Material	
Weather Barrier	9' x 150' Roll	07 00 00 Thermal and Moisture Protection	Material	
Board and Batten Labor		07 00 00 Thermal and Moisture Protection	Labor	

Siding Assemblies -- Fiber, Cement, Engineered Wood--Continued

Name	Description	Division	Type	Color
Trim, Fascia, Soffit...			Folder	
Fiber Cement Soffit		07 00 00 Thermal and Moisture Protection	Area	Green
12" W x 12' L FC Soffit	Solid, Smooth, Primed	07 00 00 Thermal and Moisture Protection	Material	
Soffit Labor		07 00 00 Thermal and Moisture Protection	Labor	
Fiber Cement Soffit		07 00 00 Thermal and Moisture Protection	Linear	Red
12" W x 12' L FC Soffit	Solid, Smooth, Primed	07 00 00 Thermal and Moisture Protection	Material	
Soffit Labor		07 00 00 Thermal and Moisture Protection	Labor	
4/4 Trim		07 00 00 Thermal and Moisture Protection	Linear	Cyan
5.5" W x 12' L 4/4 Trim	Primed Smooth Finish	07 00 00 Thermal and Moisture Protection	Material	
Trim Labor		07 00 00 Thermal and Moisture Protection	Labor	
5/4 Trim		07 00 00 Thermal and Moisture Protection	Linear	Magenta
5.5" W x 12' L 4/4 Trim	Primed Smooth Finish	07 00 00 Thermal and Moisture Protection	Material	
Trim Labor		07 00 00 Thermal and Moisture Protection	Labor	
Crown Moulding		07 00 00 Thermal and Moisture Protection	Linear	Blue
3.25" W x 12' L Crown Moulding	Primed Natural Smooth Finish	07 00 00 Thermal and Moisture Protection	Material	
Crown Labor		07 00 00 Thermal and Moisture Protection	Labor	
Shutters			Count	Yellow
12" x 31" Shutter	1-1/8" Raised Panel Wood		Material	
Shutter Labor			Labor	
Vents			Count	Light Green
12" x 24" Rectangle Vent	1-1/8" Fixed Louver Wood		Material	
Vent Labor			Labor	

Siding Assemblies -- Fiber, Cement, Engineered Wood--Continued

Name	Description	Division	Type	Color
Basic Assemblies			Folder	
Lap Siding		07 00 00 Thermal and Moisture Protection	Area	
Material	Lap Siding	04 00 00 Masonry	Material	
Labor	Lap Siding	04 00 00 Masonry	Labor	
Panel Siding		07 00 00 Thermal and Moisture Protection	Area	
Material	Panel Siding	04 00 00 Masonry	Material	
Labor	Panel Siding	04 00 00 Masonry	Labor	
Shingle Siding		07 00 00 Thermal and Moisture Protection	Area	
Material	Shingle Siding	04 00 00 Masonry	Material	
Labor	Shingle Siding	04 00 00 Masonry	Labor	
Board and Batten		07 00 00 Thermal and Moisture Protection	Area	
Material	Board and Batten	04 00 00 Masonry	Material	
Labor	Board and Batten	04 00 00 Masonry	Labor	
Fiber Cement Soffit		07 00 00 Thermal and Moisture Protection	Area	
Material	Fiber Cement Soffit	04 00 00 Masonry	Material	
Labor	Fiber Cement Soffit	04 00 00 Masonry	Labor	
Lap Siding		07 00 00 Thermal and Moisture Protection	Linear	
Material	Lap Siding	04 00 00 Masonry	Material	
Labor	Lap Siding	04 00 00 Masonry	Labor	
Panel Siding		07 00 00 Thermal and Moisture Protection	Linear	
Material	Panel Siding	04 00 00 Masonry	Material	
Labor	Panel Siding	04 00 00 Masonry	Labor	
Shingle Siding		07 00 00 Thermal and Moisture Protection	Linear	
Material	Shingle Siding	04 00 00 Masonry	Material	
Labor	Shingle Siding	04 00 00 Masonry	Labor	
Board and Batten		07 00 00 Thermal and Moisture Protection	Linear	
Material	Board and Batten	04 00 00 Masonry	Material	
Labor	Board and Batten	04 00 00 Masonry	Labor	
Fiber Cement Soffit		04 00 00 Masonry	Segment	
Material	Fiber Cement Soffit	04 00 00 Masonry	Material	
Labor	Fiber Cement Soffit	04 00 00 Masonry	Labor	
4/4 Trim		04 00 00 Masonry	Segment	
Material	4/4 Trim	04 00 00 Masonry	Material	
Labor	4/4 Trim	04 00 00 Masonry	Labor	
5/4 Trim		04 00 00 Masonry	Segment	
Material	5/4 Trim	04 00 00 Masonry	Material	
Labor	5/4 Trim	04 00 00 Masonry	Labor	
Crown Moulding		04 00 00 Masonry	Segment	
Material	Crown Moulding	04 00 00 Masonry	Material	
Labor	Crown Moulding	04 00 00 Masonry	Labor	
Shutter		07 00 00 Thermal and Moisture Protection	Count	
Material	Shutter	07 00 00 Thermal and Moisture Protection	Material	
Labor	Shutter	07 00 00 Thermal and Moisture Protection	Labor	
Vent		07 00 00 Thermal and Moisture Protection	Count	
Material	Vent	07 00 00 Thermal and Moisture Protection	Material	
Labor	Vent	07 00 00 Thermal and Moisture Protection	Labor	

Siding Assemblies -- Stucco, EIFS

Name	Description	Division	Type	Color
Stucco, EIFS			Folder	Black
Advanced Assemblies			Folder	Black
Main Siding			Folder	Black
Stucco		07 00 00 Thermal and Moisture Protection	Area	Yellow
Weather Barrier	1,295.67 Sq Ft/Roll	07 00 00 Thermal and Moisture Protection	Material	
Self-Furred Lath	437.01 Sq Ft/Each	07 00 00 Thermal and Moisture Protection	Material	
80lb Bag Base Coat	12.50 Sq Ft/Bag	07 00 00 Thermal and Moisture Protection	Material	
80lb Bag Finish Coat	50.00 Sq Ft/Bag	07 00 00 Thermal and Moisture Protection	Material	
Stucco Labor		07 00 00 Thermal and Moisture Protection	Labor	
EIFS		07 00 00 Thermal and Moisture Protection	Area	Green
Weather Barrier	1,295.67 Sq Ft/Roll	07 00 00 Thermal and Moisture Protection	Material	
Self-Furred Lath	209.81 Sq Ft/Each	07 00 00 Thermal and Moisture Protection	Material	
Insulation	4' W x 8' L	07 00 00 Thermal and Moisture Protection	Material	
80lb Bag Base Coat	12.50 Sq Ft/Bag	07 00 00 Thermal and Moisture Protection	Material	
80lb Bag Finish Coat	50.00 Sq Ft/Bag	07 00 00 Thermal and Moisture Protection	Material	
EIFS Labor		07 00 00 Thermal and Moisture Protection	Labor	
Stucco		07 00 00 Thermal and Moisture Protection	Linear	Red
Weather Barrier	1,295.67 Sq Ft/Roll	07 00 00 Thermal and Moisture Protection	Material	
Self-Furred Lath	17.15 Sq Ft/Each	07 00 00 Thermal and Moisture Protection	Material	
80lb Bag Base Coat	12.50 Sq Ft/Bag	07 00 00 Thermal and Moisture Protection	Material	
80lb Bag Finish Coat	50.00 Sq Ft/Bag	07 00 00 Thermal and Moisture Protection	Material	
Stucco Labor		07 00 00 Thermal and Moisture Protection	Labor	
EIFS		07 00 00 Thermal and Moisture Protection	Linear	Teal
Weather Barrier	1,295.67 Sq Ft/Roll	07 00 00 Thermal and Moisture Protection	Material	
Self-Furred Lath	17.15 Sq Ft/Each	07 00 00 Thermal and Moisture Protection	Material	
Insulation	4' W x 8' L	07 00 00 Thermal and Moisture Protection	Material	
80lb Bag Base Coat	12.50 Sq Ft/Bag	07 00 00 Thermal and Moisture Protection	Material	
80lb Bag Finish Coat	50.00 Sq Ft/Bag	07 00 00 Thermal and Moisture Protection	Material	
EIFS Labor		07 00 00 Thermal and Moisture Protection	Labor	
Trim, Fascia, Soffit...			Folder	Black
Weep Screed		07 00 00 Thermal and Moisture Protection	Linear	Dark Blue
10' Weep Screed		07 00 00 Thermal and Moisture Protection	Material	
Weep Screed Labor		07 00 00 Thermal and Moisture Protection	Labor	
Stucco Fascia and Sofft		07 00 00 Thermal and Moisture Protection	Linear	Olive Green
Weather Barrier	1,295.67 Sq Ft/Roll	07 00 00 Thermal and Moisture Protection	Material	
Self-Furred Lath	17.15 Sq Ft/Each	07 00 00 Thermal and Moisture Protection	Material	
80lb Bag Base Coat	12.50 Sq Ft/Bag	07 00 00 Thermal and Moisture Protection	Material	
80lb Bag Finish Coat	50.00 Sq Ft/Bag	07 00 00 Thermal and Moisture Protection	Material	
Stucco Labor		07 00 00 Thermal and Moisture Protection	Labor	
Corner Bead		07 00 00 Thermal and Moisture Protection	Segment	Green
3' W x 10' L Corner Bead	Galvanized		Material	
Corner Bead Labor		07 00 00 Thermal and Moisture Protection	Labor	
Casing Bead		07 00 00 Thermal and Moisture Protection	Segment	Red
3' W x 10' L Casing Bead	Galvanized		Material	
Casing Bead Labor		07 00 00 Thermal and Moisture Protection	Labor	
Control Joint		07 00 00 Thermal and Moisture Protection	Segment	Cyan
10' L Control Joint w/ 1/2" Grounds	Galvanized		Material	
Control Joint Labor		07 00 00 Thermal and Moisture Protection	Labor	
Shutters			Count	Magenta
12" x 31" Shutter	1-1/8" Raised Panel Wood		Material	
Shutter Labor			Labor	
Vents			Count	Blue
12" x 24" Rectangle Vent	1-1/8" Fixed Louver Wood		Material	
Vent Labor			Labor	

Siding Assemblies -- Stucco, EIFS--Continued

Name	Description	Division	Type	Color
Basic Assemblies			Folder	
Stucco		07 00 00 Thermal and Moisture Protection	Area	
Material	Stucco	04 00 00 Masonry	Material	
Labor	Stucco	04 00 00 Masonry	Labor	
EIFS		07 00 00 Thermal and Moisture Protection	Area	
Material	EIFS	04 00 00 Masonry	Material	
Labor	EIFS	04 00 00 Masonry	Labor	
Stucco		07 00 00 Thermal and Moisture Protection	Linear	
Material	Stucco	04 00 00 Masonry	Material	
Labor	Stucco	04 00 00 Masonry	Labor	
EIFS		07 00 00 Thermal and Moisture Protection	Linear	
Material	EIFS	04 00 00 Masonry	Material	
Labor	EIFS	04 00 00 Masonry	Labor	
Stucco Soffit and Fascia		04 00 00 Masonry	Segment	
Material	Stucco Soffit and Fascia	04 00 00 Masonry	Material	
Labor	Stucco Soffit and Fascia	04 00 00 Masonry	Labor	
Weep Screed		04 00 00 Masonry	Segment	
Material	Weep Screed	04 00 00 Masonry	Material	
Labor	Weep Screed	04 00 00 Masonry	Labor	
Decorative Trim		04 00 00 Masonry	Segment	
Material	Decorative Trim	04 00 00 Masonry	Material	
Labor	Decorative Trim	04 00 00 Masonry	Labor	
Shutter		07 00 00 Thermal and Moisture Protection	Count	
Material	Shutter	07 00 00 Thermal and Moisture Protection	Material	
Labor	Shutter	07 00 00 Thermal and Moisture Protection	Labor	
Vent		07 00 00 Thermal and Moisture Protection	Count	
Material	Vent	07 00 00 Thermal and Moisture Protection	Material	
Labor	Vent	07 00 00 Thermal and Moisture Protection	Labor	

Siding Assemblies -- Rainware

Name	Description	Division	Type	Color
[-] Rainware			Folder	Black
[-] Aluminum Box Gutter		04 00 00 Masonry	Segment	Olive
Material	Aluminum Box Gutter	04 00 00 Masonry	Material	
Labor	Aluminum Box Gutter	04 00 00 Masonry	Labor	
[-] Steel Box Gutter		04 00 00 Masonry	Segment	Green
Material	Steel Box Gutter	04 00 00 Masonry	Material	
Labor	Steel Box Gutter	04 00 00 Masonry	Labor	
[-] Copper Box Gutter		04 00 00 Masonry	Segment	Brown
Material	Copper Box Gutter	04 00 00 Masonry	Material	
Labor	Copper Box Gutter	04 00 00 Masonry	Labor	
[-] Aluminum Half Round Gutter		04 00 00 Masonry	Segment	Cyan
Material	Aluminum Half Round Gutter	04 00 00 Masonry	Material	
Labor	Aluminum Half Round Gutter	04 00 00 Masonry	Labor	
[-] Steel Half Round Gutter		04 00 00 Masonry	Segment	Magenta
Material	Steel Half Round Gutter	04 00 00 Masonry	Material	
Labor	Steel Half Round Gutter	04 00 00 Masonry	Labor	
[-] Copper Half Round Gutter		04 00 00 Masonry	Segment	Blue
Material	Copper Half Round Gutter	04 00 00 Masonry	Material	
Labor	Copper Half Round Gutter	04 00 00 Masonry	Labor	
[-] Leaf Protector		04 00 00 Masonry	Segment	Yellow
Material	Leaf Protector	04 00 00 Masonry	Material	
Labor	Leaf Protector	04 00 00 Masonry	Labor	
[-] Downspout		07 00 00 Thermal and Moisture Protection	Count	Light Green
Material	Downspout	07 00 00 Thermal and Moisture Protection	Material	
Labor	Downspout	07 00 00 Thermal and Moisture Protection	Labor	
[-] End Cap		07 00 00 Thermal and Moisture Protection	Count	Red
Material	End Cap	07 00 00 Thermal and Moisture Protection	Material	
Labor	End Cap	07 00 00 Thermal and Moisture Protection	Labor	
[-] Elbow		07 00 00 Thermal and Moisture Protection	Count	Teal
Material	Elbow	07 00 00 Thermal and Moisture Protection	Material	
Labor	Elbow	07 00 00 Thermal and Moisture Protection	Labor	
[-] Splash Block		07 00 00 Thermal and Moisture Protection	Count	Purple
Material	Splash Block	07 00 00 Thermal and Moisture Protection	Material	
Labor	Splash Block	07 00 00 Thermal and Moisture Protection	Labor	
[-] Drop Outlet		07 00 00 Thermal and Moisture Protection	Count	Dark Blue
Material	Drop Outlet	07 00 00 Thermal and Moisture Protection	Material	
Labor	Drop Outlet	07 00 00 Thermal and Moisture Protection	Labor	
[-] Strainer		07 00 00 Thermal and Moisture Protection	Count	Olive
Material	Strainer	07 00 00 Thermal and Moisture Protection	Material	
Labor	Strainer	07 00 00 Thermal and Moisture Protection	Labor	
[-] Hanger		07 00 00 Thermal and Moisture Protection	Count	Green
Material	Hanger	07 00 00 Thermal and Moisture Protection	Material	
Labor	Hanger	07 00 00 Thermal and Moisture Protection	Labor	

Siding Parts

Siding Parts -- Vinyl Siding and Alternatives

Name	Description	Division	Type	Color
Vinyl Siding and Alternatives			Folder	██████
Area Parts			Folder	██████
.040" Vinyl Siding	Smooth Clapboard, Monterey Taupe	07 00 00 Thermal and Moisture Protection	Material	
.019" Aluminum Siding	Smooth Clapboard, Monterey Taupe	07 00 00 Thermal and Moisture Protection	Material	
.019" Aluminum Siding	Natural Smooth Dutchlap, White	07 00 00 Thermal and Moisture Protection	Material	
.019" Steel Siding	Smooth Clapboard, Monterey Taupe	07 00 00 Thermal and Moisture Protection	Material	
12" W x 12' L Vinyl Soffit	Double 5" Solid, Smooth, Artic White	07 00 00 Thermal and Moisture Protection	Material	
48" W x 20' L Aluminum Soffit	Double 5" Solid, Smooth, Artic White	07 00 00 Thermal and Moisture Protection	Material	
16" W x 12' L PVC Soffit	Double 5" Solid, Smooth, Artic White	07 00 00 Thermal and Moisture Protection	Material	
Soffit Labor	Price per SQ FT	07 00 00 Thermal and Moisture Protection	Labor	
Siding Labor	Price per SQ FT	07 00 00 Thermal and Moisture Protection	Labor	
Siding Labor Hours	Priced per Hour	07 00 00 Thermal and Moisture Protection	Labor	
Linear Parts			Folder	██████
Underseal Trim	0.375" x 150"		Material	
Starter Strip	2.5" x 150"		Material	
J-Channel	0.625" x 120"		Material	
Drip Cap	0.75" x 120"		Material	
Outside Corner Trim	3.5" x 10'		Material	
Inside Corner Post Trim	0.75" x 10'		Material	
16 IN x 12 FT Aluminum Soffit	Triple 4" Center Vent, Woodgrain, Primed	07 00 00 Thermal and Moisture Protection	Material	
16 IN x 12 FT PVC Soffit	Triple 4" Center Vent, Woodgrain, Primed	07 00 00 Thermal and Moisture Protection	Material	
16 IN x 12 FT Vinyl Soffit	Triple 4" Center Vent, Smooth, Primed	07 00 00 Thermal and Moisture Protection	Material	
6 IN x 12 FT Vinyl Fascia	Crossgrain, Primed	07 00 00 Thermal and Moisture Protection	Material	
6 IN x 12 FT Aluminum Fascia	Crossgrain, Primed	07 00 00 Thermal and Moisture Protection	Material	
Soffit Labor	Priced per Foot	07 00 00 Thermal and Moisture Protection	Labor	
Fascia Labor	Priced per Foot	07 00 00 Thermal and Moisture Protection	Labor	
J-Channel Labor	Priced per Foot	07 00 00 Thermal and Moisture Protection	Labor	
Underseal Trim Labor	Priced per Foot		Labor	
Starter Strip Labor	Priced per Foot		Labor	
Drip Cap Labor	Priced per Foot		Labor	
Corner Labor	Priced per Foot		Labor	
Count Parts			Folder	██████
12" x 31" Shutters	1-1/8" Raised Panel Wood		Material	
12" x 24" Rectangle Vent	1-1/8" Fixed Louver Wood		Material	
Corner Labor	Priced Each		Labor	
Shutter Labor	Priced Each		Labor	
Vent Labor	Priced Each		Labor	
Window Labor	Priced Each		Labor	

Siding Parts -- Fiber Cement and Engineered Wood Siding

Name	Description	Division	Type	Color
Folder	Fiber Cement and Engineered Wood Siding		Folder	██████
Folder	Area Parts		Folder	██████
	9.25" W x 12' L Lap Boards	07 00 00 Thermal and Moisture Protection	Material	
	4' W x 8' L Panels	07 00 00 Thermal and Moisture Protection	Material	
	15.25" H x 48" L Shingle Siding	07 00 00 Thermal and Moisture Protection	Material	
	Lap Siding Labor	07 00 00 Thermal and Moisture Protection	Labor	
	Panel Siding Labor	07 00 00 Thermal and Moisture Protection	Labor	
	Shingle Siding Labor	07 00 00 Thermal and Moisture Protection	Labor	
	Board and Batten Labor	07 00 00 Thermal and Moisture Protection	Labor	
Folder	Linear Parts		Folder	██████
	5/4 Trim	07 00 00 Thermal and Moisture Protection	Material	
	4/4 Trim	07 00 00 Thermal and Moisture Protection	Material	
	Crown Moulding	07 00 00 Thermal and Moisture Protection	Material	
	Trim Labor	07 00 00 Thermal and Moisture Protection	Labor	
	Crown Labor	07 00 00 Thermal and Moisture Protection	Labor	
Folder	Count Parts		Folder	██████
	12" x 24" Rectangle Vent		Material	
	12" x 31" Shutter		Material	
	Vent Labor		Labor	
	Shutter Labor		Labor	

Siding Parts -- Stucco, EIFS

Name	Description	Division	Type	Color
Stucco, EIFS			Folder	
Area Parts			Folder	
Weather Barrier	1,295.67 Sq Ft/Roll	07 00 00 Thermal and Moisture Protection	Material	
Self-Furred Lath	17.15 Sq Ft/Each	07 00 00 Thermal and Moisture Protection	Material	
Metal Lath	Self-Furring 36"W x 100'L Roll(s)		Material	
Insulation	4' x 8' Sheet	07 00 00 Thermal and Moisture Protection	Material	
Acrylic Finish	120 Sq Ft/Bucket	07 00 00 Thermal and Moisture Protection	Material	
Elastomeric Finish	120 Sq Ft/Bucket	07 00 00 Thermal and Moisture Protection	Material	
Plaster Sand	200 Sq Ft/Ton	07 00 00 Thermal and Moisture Protection	Material	
80lb Portland Cement	90 Sq Ft/Bag	07 00 00 Thermal and Moisture Protection	Material	
50lb Type S Lime	200 Sq Ft/Bag	07 00 00 Thermal and Moisture Protection	Material	
80lb Base Coat	33 Sq Ft/Bag	07 00 00 Thermal and Moisture Protection	Material	
80lb Finish Coat	70 Sq Ft/Bag	07 00 00 Thermal and Moisture Protection	Material	
80lb Reinforced One Coat	15 Sq Ft/Bag	07 00 00 Thermal and Moisture Protection	Material	
80lb Reinforced One Coat Concentrate	73 Sq Ft/Bag	07 00 00 Thermal and Moisture Protection	Material	
Reinforcing Fiber Mesh	3.26' x 61.5' Roll		Material	
Stucco Labor Hours	Priced per Hour	07 00 00 Thermal and Moisture Protection	Labor	
Stucco Labor	Price per SQ FT	07 00 00 Thermal and Moisture Protection	Labor	
Linear Parts			Folder	
10' Weep Screed	Galvanized	07 00 00 Thermal and Moisture Protection	Material	
Weather Barrier	1,295.67 Sq Ft/Roll	07 00 00 Thermal and Moisture Protection	Material	
Coarse Sand	700 Sq Ft/Ton	07 00 00 Thermal and Moisture Protection	Material	
80lb Bag Base Coat	11.5 Sq Ft/Bag - Scratch and Brown Coat	07 00 00 Thermal and Moisture Protection	Material	
80lb Bag Finish Coat	70 Sq Ft/Bag	07 00 00 Thermal and Moisture Protection	Material	
80lb Bag Portland Cement	90 Sq Ft/Bag	07 00 00 Thermal and Moisture Protection	Material	
Acrylic Finish	120 Sq Ft/Bucket	07 00 00 Thermal and Moisture Protection	Material	
Elastomeric Finish	120 Sq Ft/Bucket	07 00 00 Thermal and Moisture Protection	Material	
10' L Control Joint w/ 1/2" Grounds	Galvanized		Material	
3" W x 8' L Casing Bead	Galvanized		Material	
3" W x 8' L Corner Bead	Galvanized		Material	
Weep Screed Labor	Priced per Foot	07 00 00 Thermal and Moisture Protection	Labor	
Stucco Labor	Price per SQ FT	07 00 00 Thermal and Moisture Protection	Labor	
Count Parts			Folder	
12" x 31" Shutter	1-1/8" Raised Panel Wood		Material	
12" x 24" Rectangle Vent	1-1/8" Fixed Louver Wood		Material	
Vent Labor	Priced Each		Labor	
Shutter Labor	Priced Each		Labor	
Lump Sum Parts			Folder	
Scaffolding		04 00 00 Masonry	Equipment	
Mixer		04 00 00 Masonry	Equipment	
Forklift		04 00 00 Masonry	Equipment	
Scissor Lift		04 00 00 Masonry	Equipment	
Stone		04 00 00 Masonry	Subcontract	
Brick		04 00 00 Masonry	Subcontract	
Soffit and Fascia		04 00 00 Masonry	Subcontract	
Rain Gutters		04 00 00 Masonry	Subcontract	
Weather Shield			Material	
Labor		07 00 00 Thermal and Moisture Protection	Labor	
Allowance		04 00 00 Masonry	Other	