

RELEASE NOTES

Version 2020.11.0

June 18, 2020

Introduction

This document describes the features included in version 2020.11.0 release of the ConstructConnect Platform.

CONSTRUCTCONNECT PLATFORM

Table of Contents

Bid Center

- Bid Center users can now share projects externally
 - Inline Share Option from project list view
 - Share Option from Other Actions menu
 - Share button on PDP, right rail
 - External Share modal
 - External Share Email
 - Logins & New Accounts
 - External Share features by project type
- Bid Center users can upload documents and edit project name in Custom Project Details Page
 - Upload documents button now available on Project Details Page!
 - Upload Drawings, Specifications, or other documents. PDF and TIF Drawings that are uploaded are processed in our document pipeline automatically so that you can use them for web takeoff!
 - Once you've uploaded your documents you can open them in Document Viewer by clicking on the number in the Documents section:
- Adding a project to or removing a project from WatchList in a ConstructConnect ITB or Project Intelligence Project Details Page has been simplified.
- ConstructConnect Bid Center bug fixes

Project intelligence

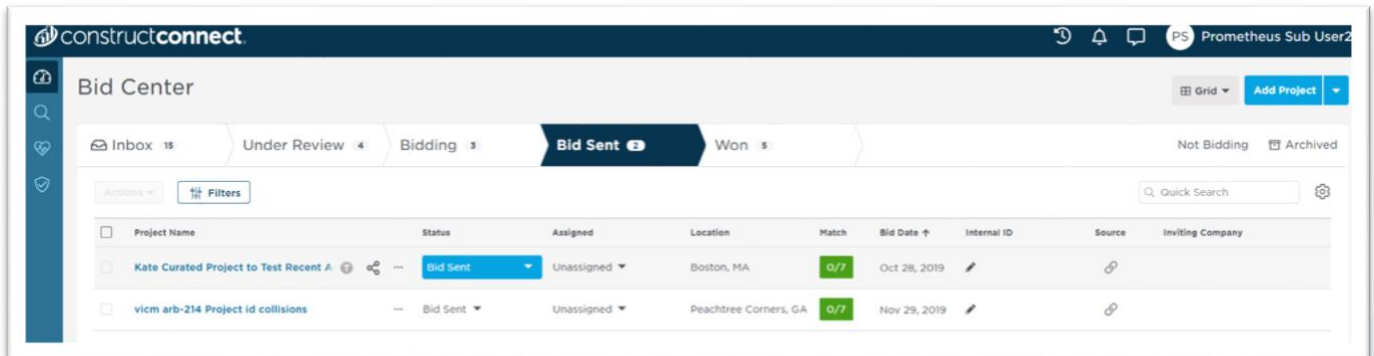
Bid Center users will keep their custom projects when moving to a new account

BID CENTER

Bid Center users can now share projects externally

- ✓ **Value:** Users of different companies can collaborate on projects by simply sharing projects via email
- ✓ **Value:** Shared projects are automatically added to the Bid Center for further management
- ✓ **Value:** This feature is available for both paid and unpaid users
- ✓ **Value:** Users can share projects with multiple recipients at a time
- ✓ **Value:** Sharing of curated and ITB projects is currently supported, with sharing of custom projects coming soon
- ✓ **Value:** Feature replaces internal share

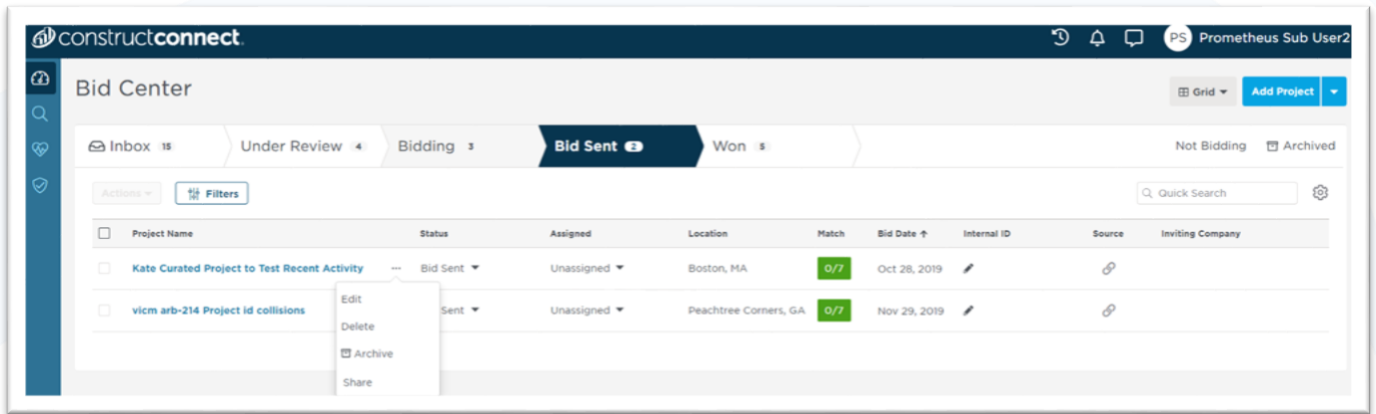
Inline Share Option from project list view



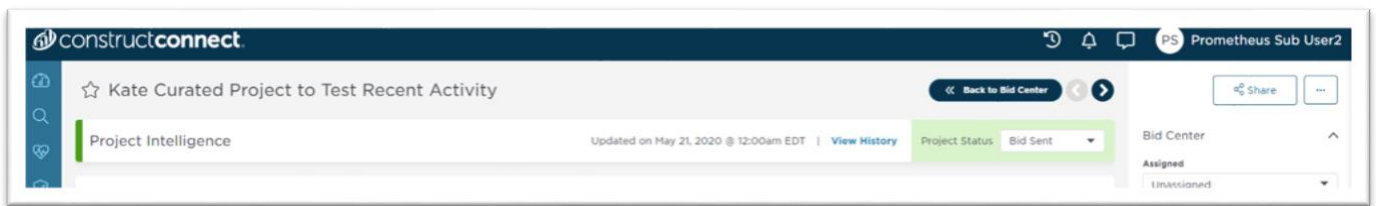
The screenshot displays the Construct Connect Bid Center interface. At the top, there is a navigation bar with the Construct Connect logo and user information (Prometheus Sub User2). Below this, the 'Bid Center' title is shown along with a 'Grid' view selector and an 'Add Project' button. A breadcrumb trail indicates the current view: 'Inbox 15' > 'Under Review 4' > 'Bidding 3' > 'Bid Sent 3' > 'Won 5'. A secondary breadcrumb trail shows 'Not Bidding' and 'Archived'. The main content area features a table with columns for Project Name, Status, Assigned, Location, Match, Bid Date, Internal ID, Source, and Inviting Company. Two project entries are visible:

Project Name	Status	Assigned	Location	Match	Bid Date	Internal ID	Source	Inviting Company
Kate Curated Project to Test Recent A	Bid Sent	Unassigned	Boston, MA	0/7	Oct 28, 2019			
vicm arb-214 Project id collisions	Bid Sent	Unassigned	Peachtree Corners, GA	0/7	Nov 29, 2019			

Share Option from Other Actions menu

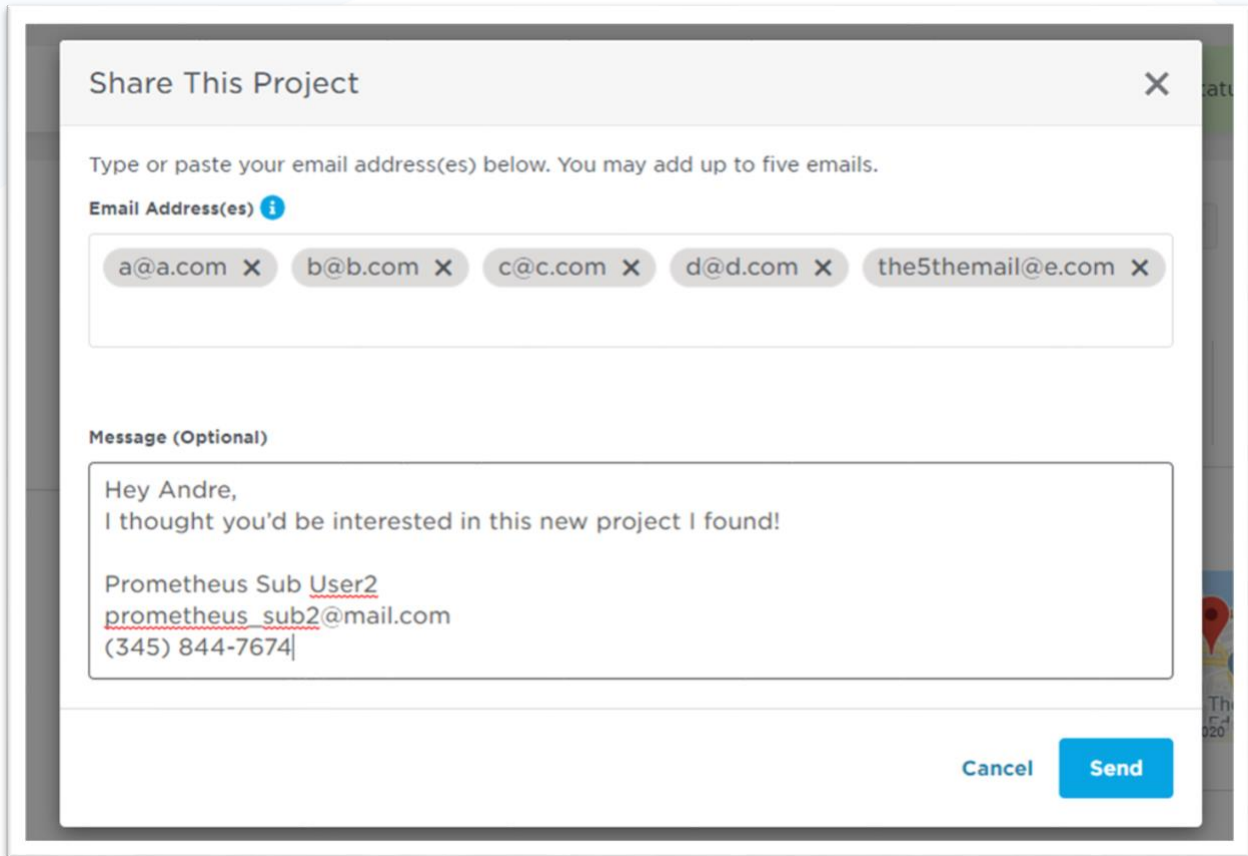


Share button on Project Detail Page, right rail



External Share modal

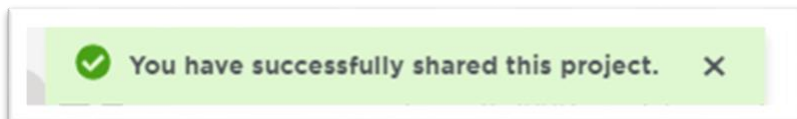
- Ability to enter up to 5 emails,
- Write up a custom message,
- and include an automatically populated e-signature



The screenshot shows a modal dialog box titled "Share This Project" with a close button (X) in the top right corner. Below the title, there is a text prompt: "Type or paste your email address(es) below. You may add up to five emails." Underneath this is a section labeled "Email Address(es)" with an information icon (i). A horizontal input field contains five email addresses, each in a grey pill-shaped button with a close icon (X): "a@a.com", "b@b.com", "c@c.com", "d@d.com", and "the5themail@e.com". Below the email field is a section labeled "Message (Optional)" with a text area containing the following text: "Hey Andre,
I thought you'd be interested in this new project I found!

Prometheus Sub User2
prometheus_sub2@mail.com
(345) 844-7674". At the bottom right of the modal are two buttons: "Cancel" and "Send".

- A confirmation banner is displayed after a successful share



External Share Email

- Contains sender's message,
- Information about the sender and project,
- Plus a link to open the project detail page

Project Shared with You

Prometheus Sub User2 from Prometheus Account QA has shared the [Kate Curated Project to Test Recent Activity](#) project with you.

Hey Andre,
I thought you'd be interested in this new project I found!

Prometheus Sub User2
prometheus_sub2@mail.com
(345) 844-7674

Project Bid Date: Mon, Oct 28, 2019

Project Start Date: Thu, Oct 31, 2019

Description:

Asbestos abatement for a recreation facility in Boston, Massachusetts.
Completed plans call for asbestos abatement for an amusement/recreational facility.

Project Status: Award

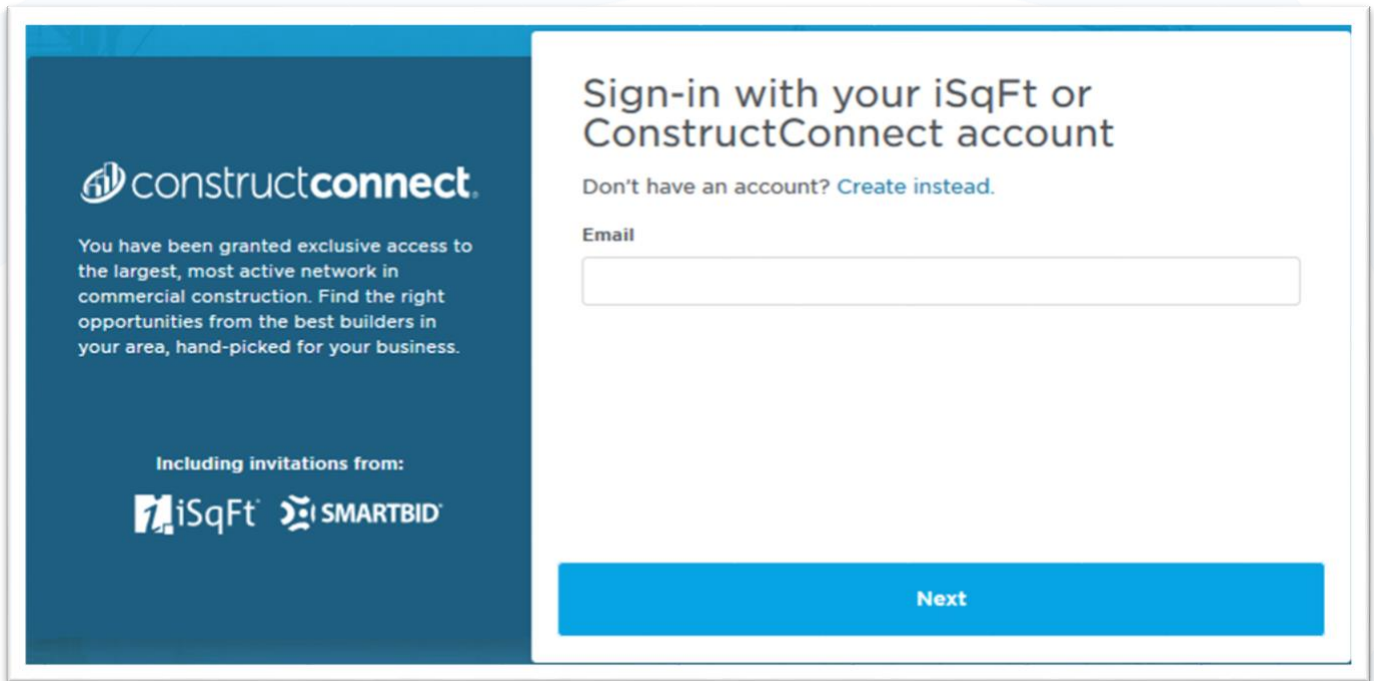
Project Sector: Public - City

Project Value: \$200,000

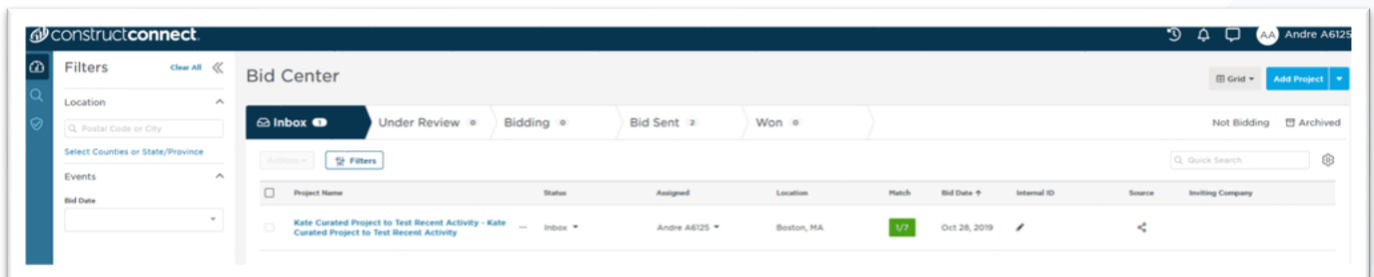
[View Project Details](#)

Logins & New Accounts

- If not logged in, Recipient is asked to provide his email to login or create a new unpaid account.



- Upon successful login or new account creation the user sees the Project Detail Page that is automatically added to this user's Bid Center. The project can be found in the "Inbox" until the project status has been updated.



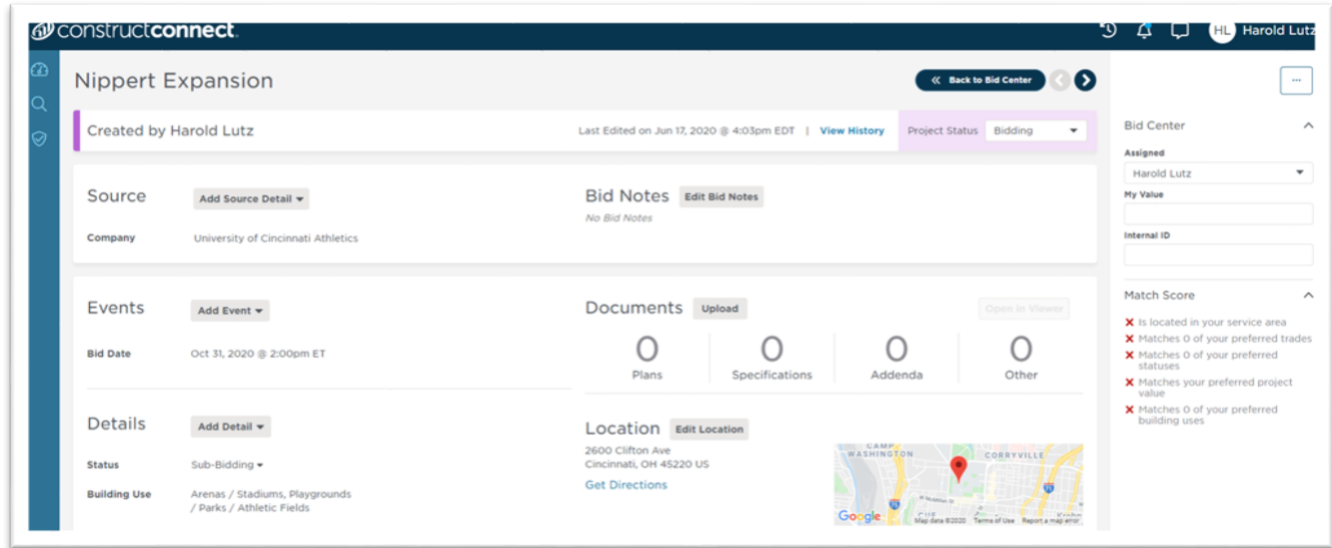
External Share features by project type

Feature	Project Type		
	Curated	ITB	Custom
Sharing from Bid Center, Search, WL, Task List, PDP	Yes	Yes	Not enabled
Resharing shared project	No for unpaid, Yes for paid	No	
Shared Email Template	Standard, project info & link	Standard, project info & link	
Shared project: Source Icon in BC grid	Shared	ITB	
Shared project: Invited By in BC grid	Blank	GC (PDP Source/Company)	
Shared project: PDP Header	Project Name	Project Name & GC Name	

Bid Center users can upload documents and edit project name in Custom Project Details Page

- ✓ **Value:** Customers can add, view, and download documents for any custom project.
- ✓ **Value:** The upload document experience has been updated to ensure that uploads complete without inadvertent interruptions.
- ✓ **Value:** After adding a project to Bid Center you can now update the project name in the Custom Project Details Page.


Upload documents button now available on Project Details Page!



Upload Drawings, Specifications, or other documents. PDF and TIF Drawings that are uploaded are processed in our document pipeline automatically so that you can use them for web takeoff!


Upload Files

Drag and drop documents into the appropriate type. ⓘ




Drawings

Browse Files



Specifications

Browse Files



Other

Browse Files

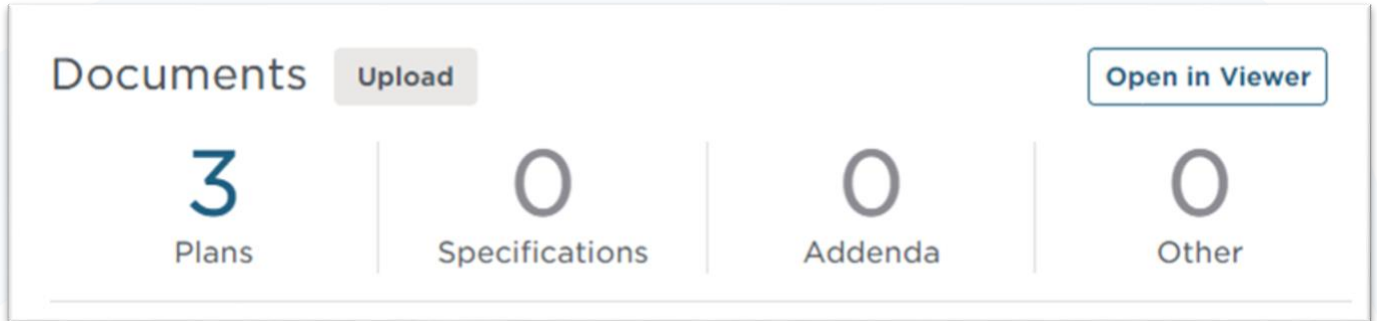
PDF and TIF Drawings will be processed and ready for web takeoff within 30 minutes

Documents

File Name	File Size	Category	Import Status
main-concourse-article-concourse-map-pdf (1).pdf	558.2 KB	Drawings	✓
nippert-stadium-seating-chart.tif	24.8 KB	Drawings	✓
UC-UA.jpg	282.1 KB	Drawings	✓

Cancel Finish

Once you've uploaded your documents you can open them in Document Viewer by clicking on the number in the Documents section:



Adding a project to or removing a project from WatchList in a ConstructConnect ITB or Project Intelligence Project Details Page has been simplified.

- ✓ **Value:** Clicking the star icon next to project name will add to or remove from Watchlist

ConstructConnect Bid Center bug fixes

- Custom Project Details page now displays the correct Match Score.
- Invitations that were created in iSqFt now have correct postal codes for filtering in Bid Center.
- New users who add My Value to their Bid Center will now see the column added within the boundary of the page.

PROJECT INTELLIGENCE

Bid Center users will keep their custom projects when moving to a new account

- ✓ **Value:** Customers will keep custom projects when merging with another account
- ✓ **Value:** Customers can take full advantage of all features by joining others in their organization