



ConstructConnect Takeoff v. 2.6.6.0

Release Date: November 12, 2020

V.2.6.6.0 is a scheduled upgrade to ConstructConnect Takeoff that includes several changes and many bug fixes.

Contents

Changes.....	2
ConstructConnect Self-Initiated Trial	2
Getting Started tab	3
Fixes	3

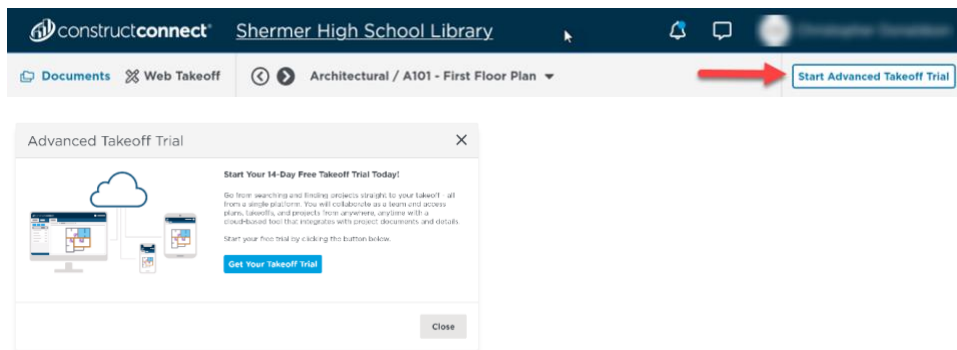
Changes

ConstructConnect Self-Initiated Trial

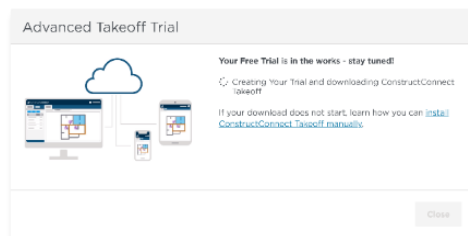
Prospects and existing customers can now download a trial version of ConstructConnect Takeoff from the ConstructConnect Document Viewer and from Web Takeoff. It takes only a few clicks and can be done without contacting us first.

The trial will last for 14 days. Both Windows and Mac users can download a trial. Mac users will need a Windows emulator, such as Boot Camp® or Parallels®, to run the trial. (Running the full version of CC Takeoff on a Mac also requires a Windows emulator.)

From CC Document Viewer or Web Takeoff, click the “Start Advanced Takeoff Trial” button and then click “Get Your Takeoff Trial”.



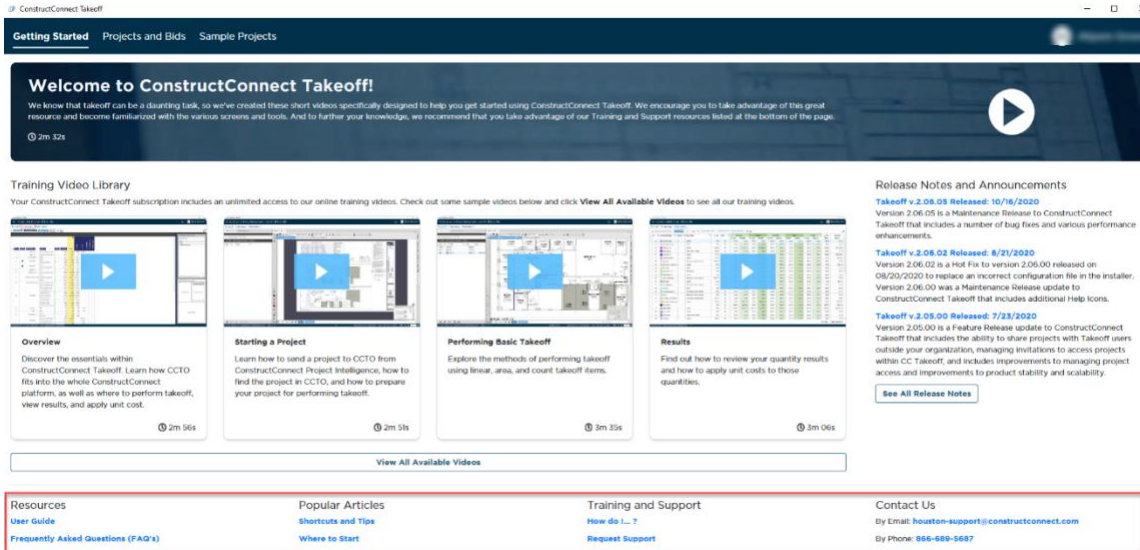
The trial will begin downloading. If the download doesn't start, the provided link has instructions for installing CC Takeoff manually.



When the download is finished, find the installer and double-click it. The last step is to log in using your ConstructConnect credentials. If you have questions, call Customer Care at 866-215-6763 or email customer care@constructconnect.com.

Getting Started tab

When new content is posted to the Getting Started Tab, the program will open to that Tab first. This change was made to keep users up-to-date on the most current improvements and changes being made to the program.



The screenshot shows the 'Getting Started' tab in the ConstructConnect Takeoff! application. At the top, there's a navigation bar with 'Getting Started', 'Projects and Bids', and 'Sample Projects'. Below this is a large banner with the text 'Welcome to ConstructConnect Takeoff!' and a play button icon. Underneath the banner is a 'Training Video Library' section with a 'View All Available Videos' link. To the right of the videos is a 'Release Notes and Announcements' section with a 'See All Release Notes' button. At the bottom, there are four columns of links: 'Resources' (User Guide, Frequently Asked Questions), 'Popular Articles' (Shortcuts and Tips, Where to Start), 'Training and Support' (How do I...?, Request Support), and 'Contact Us' (By Email, By Phone).

Getting Started Tab

If users have more than 10 projects on their Projects and Bids List, they will see the Getting Started Tab upon opening the program the first time after new content is added. The next time they log into the program, they will be taken directly to the Projects and Bids list.

Users who have fewer than 10 projects on their Projects and Bids List will be taken to the Getting Started Tab first each time they log in.

In addition to providing users with the latest news and updates, the Getting Started Tab is a great place to find links to popular resources, such as the User Guide, help requests from Training and Support, and contact information for ConstructConnect.

Fixes

We fixed quite a few bugs in this version. The following are those likely to be encountered by an end user or originally reported by an end user:

- Crash when pressing CTRL+D to duplicate or when holding CTRL+V and left clicking to paste.
- Crash when clicking more than four times to open a file attachment.
- Rotated Count takeoff with Circle as Shape does not print to PDF.