



RELEASE NOTES

Version 2021.2.0

Feb 17, 2021

INTRODUCTION

This document describes the features included in version 2021.2 .0 release of the ConstructConnect Platform.

CONSTRUCTCONNECT PLATFORM

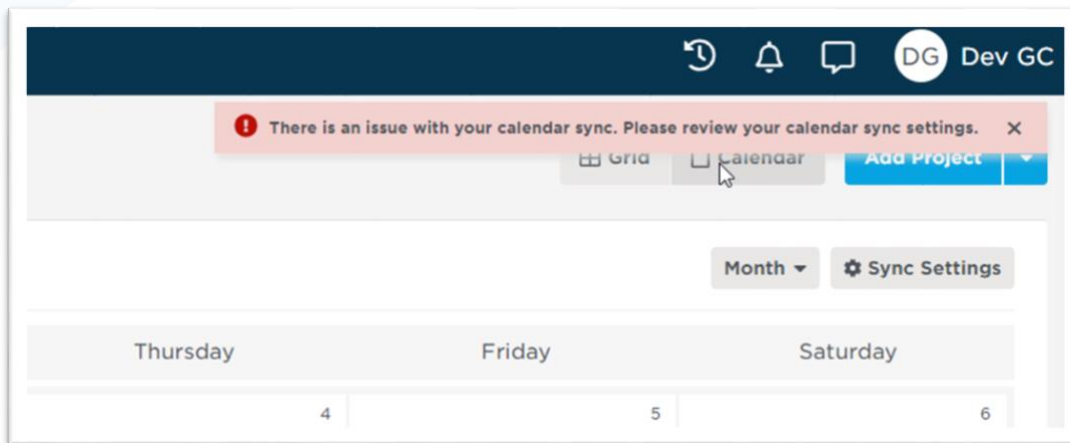
- ConstructConnect Platform..... 1**
- Bid Center..... 2**
 - Calendar Sync: Incorrect setup warning 2
 - Warning appears on the Calendar view of Bid Center 2
 - Project Detail Page – has been updated to load its sections independently 3
 - Bid Center Quality Improvements 5
- Project Intelligence 5**
 - Trade contractor location will show up for a general contractor based on the individual user’s zip code in addition to service area. 5
 - The build your profile modal has been streamlined and is easier to read and navigate. 5
 - Infrastructure improvements to our framework and email notification system 5
 - Project Intelligence Quality Improvements 5
- Bid Management..... 6**
 - Manage Folder Permissions 6
 - Manage Folder Permissions workflow:..... 6
 - Notes 10
 - Bid Management Quality Improvements 10

BID CENTER

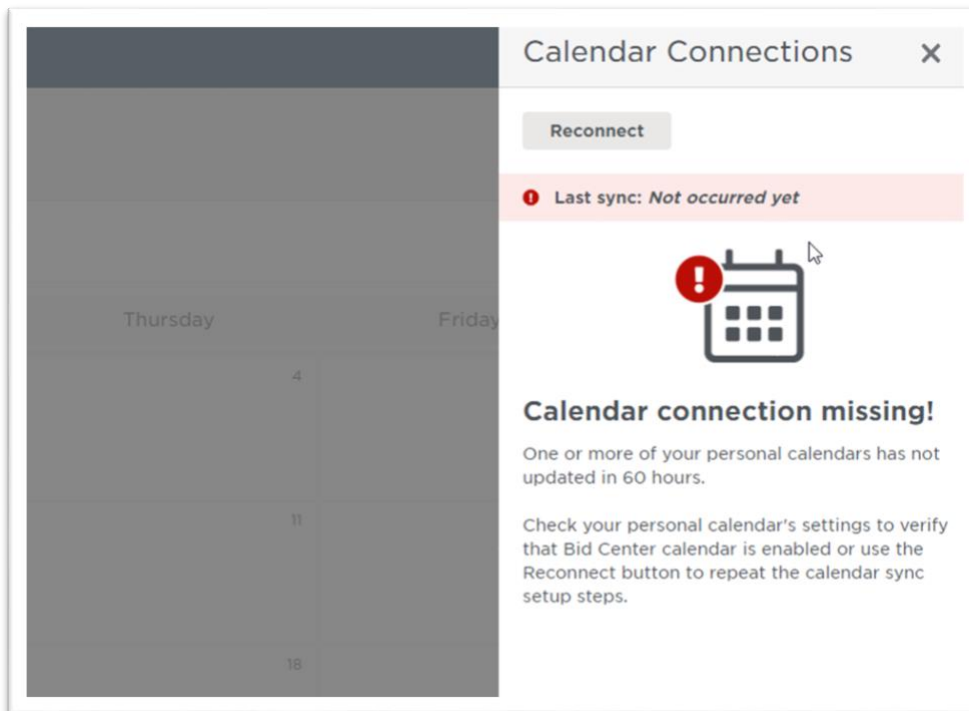
Calendar Sync: Incorrect setup warning

- ✓ **Value:** Users of Calendar Sync will now see a warning when their sync is out of date or the setup is incomplete so that they can reconnect their calendar(s)

Warning appears on the Calendar view of Bid Center



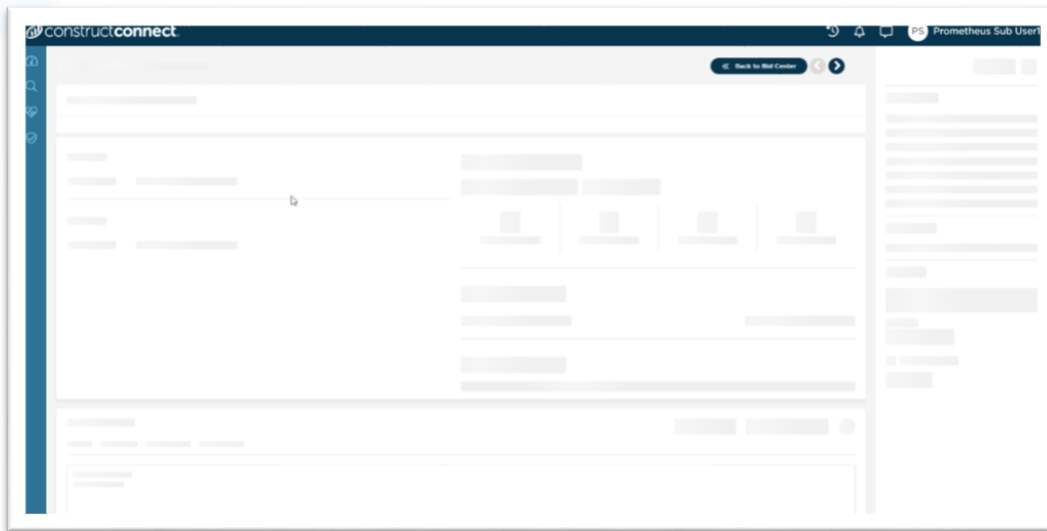
Option to reconnect the personal calendars



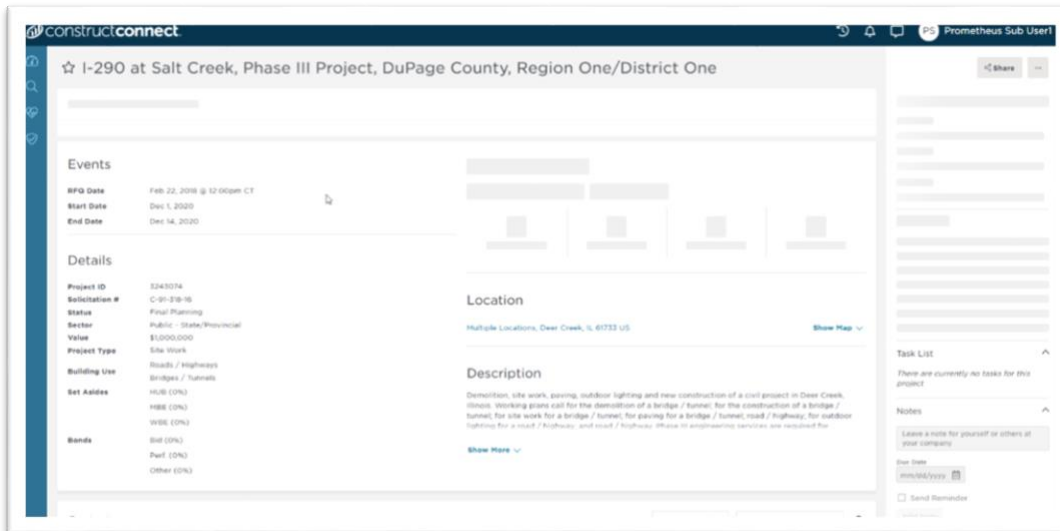
Project Detail Page – has been updated to load its sections independently

- ✓ **Value:** PDP will now load faster
- ✓ **Value:** Users will see all available sections of PDP even if some sections fail to load
- ✓ **Value:** PDP will load proper data in relation to project/package level
- ✓ **Value:** Users will see ghost loading for PDP sections to better prepare them for real data views

Project Detail Page is loading each section in parallel with ghost loading for all in-progress sections. Initial view



Same Project Detail Page 1 second later with Documents, Bid Center, and Match Score sections loading while the other sections are already loaded





Bid Center Quality Improvements

- Users of Calendar Sync will not see events of archived projects in their personal calendars
- Multiple responsiveness related issues have been resolved
- Location suggestions will now only include valid location choices (in US/Canada)

PROJECT INTELLIGENCE

Trade contractor location will show up for a general contractor based on the individual user's zip code in addition to service area.

- ✓ **Value:** Trade contractors will show up as a suggested bidder to General Contractors for jobs in their immediate area.

The build your profile modal has been streamlined and is easier to read and navigate.

- ✓ **Value:** Improved first time experience.
- ✓ **Value:** Modal is easier to read and understand.

Infrastructure improvements to our framework and email notification system

- ✓ **Value:** Enhance the security of the application.
- ✓ **Value:** Ensures that emails will be delivered reliably so notifications are not missed.
- ✓ **Value:** Provides a smoother experience.

Project Intelligence Quality Improvements

- Projects in the notification's menu directs users to the correct project details page.
- Selecting a trades filter at any level will return ITBs.
- Fixed responsiveness errors throughout the application.
- Project search results grid updated as soon as projects are updated.
- Search by ID returns results and directs user to the proper project details page.
- Add all button on My Favorite Companies in Predict Preferences works properly.
- Match Score preferred trades works for ITBs.
- SMS projects show up in Project Intelligence and are searchable.
- Building Use appears on an ITB or bid package project for all users.
- Bid Center users show up in Bid Management expanded search results after updating their zip code.
- Filtering on Bidding Events within the next 7 days works for migrating Mustang users.
- Project Preview pane does not cover Share Project modal.
- Project name for ITBs displays in Doc Viewer.
- Users can hide ITBs using the Other Actions menu.
- Search Tag color will be visible now that white is no longer the default color

BID MANAGEMENT

Manage Folder Permissions

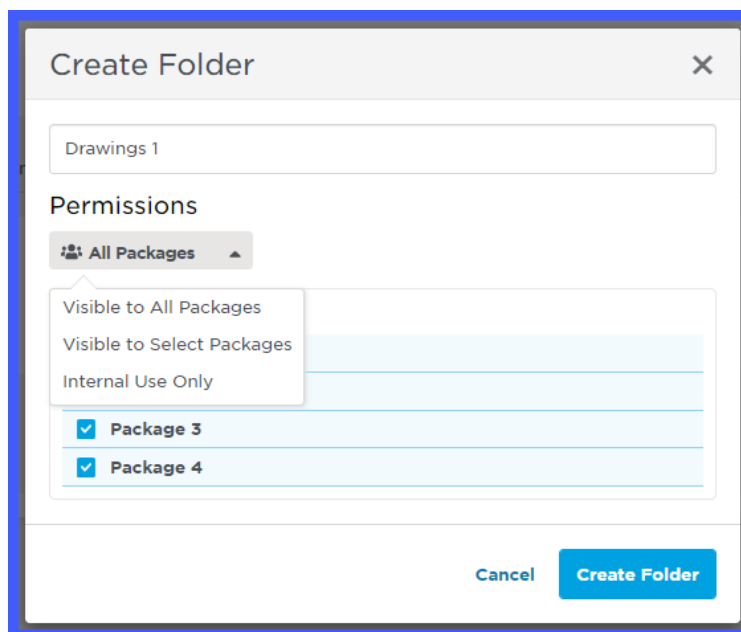
With the ability to manage first level sub folder permissions you will now be able to:

- Assign permission for specific Bid Packages to view documents in a folder
- Assign permission for all Bid Packages to view documents in a folder
- Restrict folders to only internal users within your company

Manage Folder Permissions workflow:

Create Folder (Project Level)

- When you are in the Project View and create a sub folder in the documents tab you will now be presented with the ability to manage your folder permissions.
- The three options include:
 - Visible to All Packages
 - This option will enable all Bid Packages to view the documents within the folder
 - Visible to Select Packages
 - This option will enable you to select the Bid Packages you want to have permission to view the documents within the folder
 - Internal Use Only
 - This option will only enable users within your company to view the documents and will not be available to any of the Bidders within the Bid Packages.



Create Folder [X]

Drawings 1

Permissions

All Packages [▲]

Visible to All Packages

Visible to Select Packages

Internal Use Only

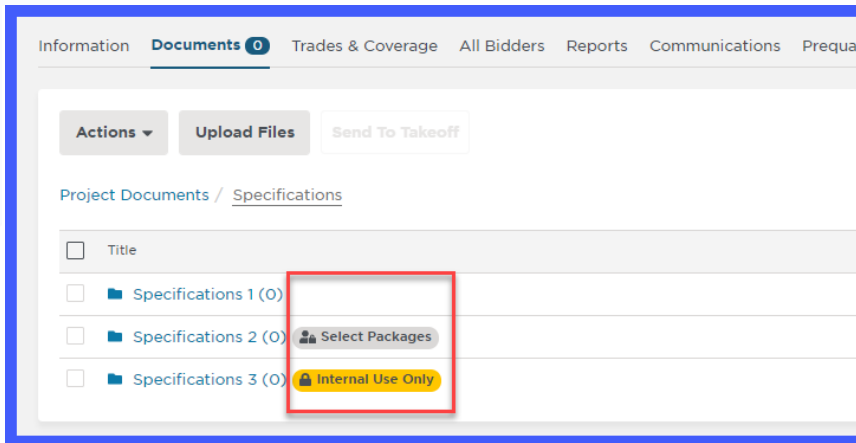
Package 3

Package 4

Cancel **Create Folder**

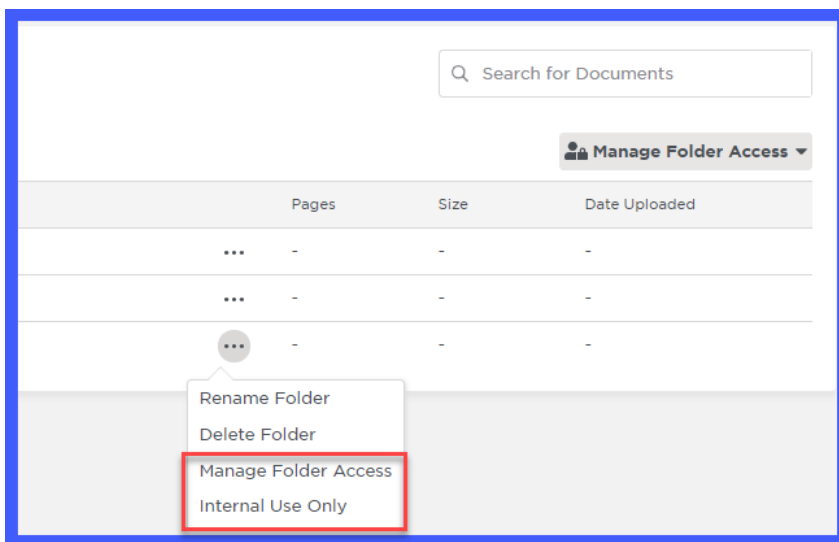
Folder Permission Indicators

- After you set permissions for a sub folder, a permission indicator will display if any permissions are restricted for that folder.
- If no restrictions apply, there will not be an indicator next to the folder.

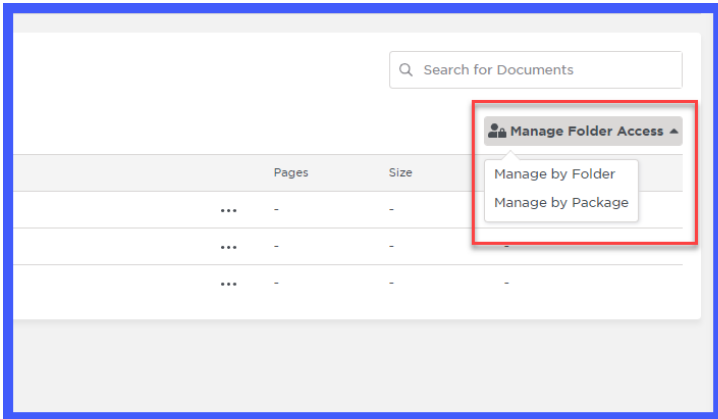


Open Folder Access Flyout

- After creation of a folder there are two options to manage your folder access:
 - Through the 3 dot menu which is in line with the document title
 - In the new “Manage Folder Access” control in the upper right of the grid.
- **3 Dot Menu**
 - Here you now have two options:
 - Manage Folder Access, which will open the new Manage Folder Access flyout
 - Internal Use Only, which will remove permission for all Bidders on the project to view the documents within the folder.



- **New Manage Folder Access Control**
 - Using the new Manage Folder Access control will provide you with two options:
 - Manage by Folder
 - Manage by Package



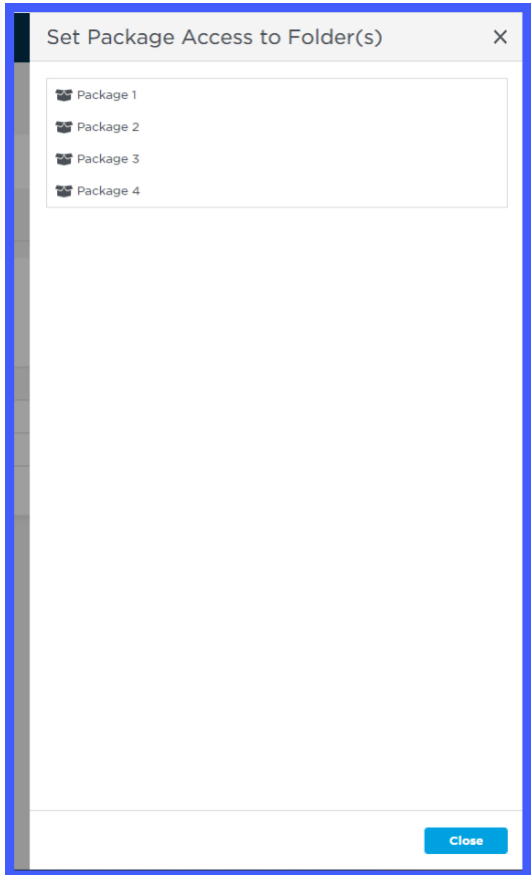
Set Folder Access Flyout

- **Manage by Folder**
 - Here you will be able to view all folders and manage what Bid Packages will have access to the folders

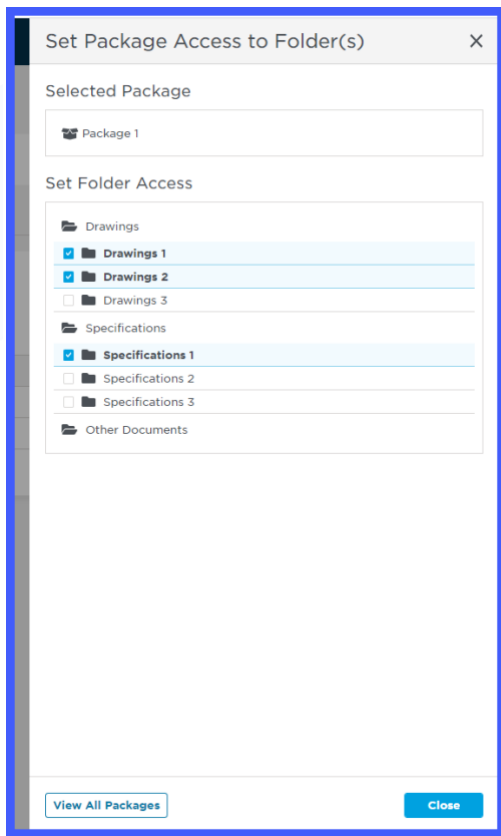


Manage By Package

- **View All Packages** - Here you be able to select a Bid Package and assign permission to each Bid Package for what folders the Bidders within that Bid Package can view.



- View a Single Package – You are able to select the folders a Bid Package has access to view



Notes

- Selections are auto saved on both Set Folder Access and Set Package Access to Folders
 - You will see your updates in real time to the Folder Permission Indicator on the Documents tab
 - Since the updates are auto saved, clicking off the flyout will close the flyout and you can easily continue with your work
- For a Project without Bid Packages you are able to set permissions to “Internal Only”

Bid Management Quality Improvements

- Export on Manage Forms, will now mirror what is displayed within the Manage Forms grid